

City of Casper, Wyoming
All Funds Budget Comparison
For Fiscal Year 2023 as of May 31, 2023
91.67 % OF THE FISCAL YEAR HAS ELAPSED

Fund	REVENUES		EXPENDITURES		Anticipated Year-End Net Income (Shortfall)
	Revised Budget	Year To Date	Revised Budget	Year To Date	
General Fund	\$ 52,878,987	\$ 45,336,015	\$ 59,035,827	\$ 53,814,374	\$ (6,156,840)
Opportunities Fund	99,132	7,832,421	1,189,512	534,587	(1,090,380)
Perpetual Care Fund	333,469	476,531	331,606	182,374	1,863
Debt Service Fund	5,065,260	5,046,931	489,618	367,972	4,575,642
Metro Animal Fund	1,487,031	1,136,231	1,658,683	1,106,658	(171,652)
River Fund	7,314,053	1,336,146	7,278,550	253,813	35,503
CARES Act Funding			111,550	109,623	(111,550)
Weed & Pest Fund	802,897	577,275	728,919	490,272	73,978
CDBG Program Fund	1,250,000	-	1,250,000	5,700	-
Special Fire Assistance Fund	570,072	28,573	570,073	29,883	(1)
Revolving Land Fund	1,730,849	649,640	690,295	645,202	1,040,554
Police Grants Fund	253,853	282,609	253,853	275,665	-
Public Transit Fund	4,418,539	3,796,490	4,418,585	2,781,002	(46)
Metropolitan Planning	1,443,997	749,979	1,444,001	742,787	(4)
Public Safety Communications	2,959,173	2,616,775	3,000,305	2,540,399	(41,132)
Redevelopment Loan Fund	63,157	63,157	63,157	63,157	-
Capital Projects Fund	25,500,900	11,513,620	44,671,580	23,907,508	(19,170,680)
Capital - One Cent 17	-	4,177,673			-
Water Distribution Fund	16,111,731	15,407,360	21,270,430	11,972,541	(5,158,699)
Water Treatment Plant Ops Fund	3,849,135	3,312,273	3,849,135	3,320,063	-
Sewer Fund	7,614,235	7,529,571	10,145,383	5,608,527	(2,531,148)
Wastewater Treatment Plant	14,673,016	6,177,720	17,498,017	12,762,495	(2,825,001)
Refuse Collection Fund	9,957,182	8,635,361	11,703,888	7,905,523	(1,746,706)
Balefill Fund	10,793,139	6,075,610	17,306,262	10,198,074	(6,513,123)
Aquatics Fund	1,228,675	1,027,101	1,228,675	1,027,101	-
Golf Course Fund	958,000	1,013,119	1,079,332	938,246	(121,332)
Ice Arena Fund	598,012	563,844	598,012	563,844	-
Recreation Center Fund	1,224,211	1,034,998	1,224,211	1,034,998	-
Hogadon Fund	1,038,219	912,894	1,038,219	912,894	-
Ford Wyoming Center Fund	1,069,384	907,690	1,134,354	1,014,427	(64,970)
Parking Fund	16,977	12,547	50,587	36,071	(33,610)
Fleet Maintenance Fund	3,432,888	3,843,191	3,432,888	3,857,693	-
Buildings and Structures Fund	1,561,018	1,380,228	1,568,333	1,352,796	(7,315)
Health Insurance Fund	25,576	50,615	417,324	276,992	(391,748)
Property Insurance Fund	2,617,687	2,570,111	2,372,664	2,496,175	245,023
Total	\$ 182,940,454	\$ 146,074,297	\$ 223,103,828	\$ 153,129,438	\$ (40,163,374)

City of Casper, Wyoming
All Funds Statement of Revenues
For Fiscal Year 2023 as of May 31, 2023
91.67 % OF THE FISCAL YEAR HAS ELAPSED

Fund	Adopted Budget	Changes and Amendments	Revised Budget	Current Year To Date	Current Year % of Budget
General Fund	\$ 51,926,377	\$ 952,610	\$ 52,878,987	\$ 45,336,015	86%
Opportunities Fund	99,132	-	99,132	7,832,421	7901%
Perpetual Care Fund	333,469	-	333,469	476,531	143%
Debt Service Fund	108,788	4,956,472	5,065,260	5,046,931	100%
Metro Animal Fund	1,476,303	10,728	1,487,031	1,136,231	76%
River Fund	6,977,762	336,291	7,314,053	1,336,146	18%
CARES Act Funding	-	-	-	-	-
Weed & Pest Fund	802,897	-	802,897	577,275	72%
CDBG Program Fund	-	1,250,000	1,250,000	-	0%
Special Fire Assistance Fund	310,911	259,161	570,072	28,573	5%
Revolving Land Fund	1,730,849	-	1,730,849	649,640	38%
Police Grants Fund	222,509	31,344	253,853	282,609	111%
Public Transit Fund	3,258,798	1,159,741	4,418,539	3,796,490	86%
Metropolitan Planning	1,439,416	4,581	1,443,997	749,979	52%
Public Safety Communications	2,933,431	25,742	2,959,173	2,616,775	88%
Redevelopment Loan Fund	63,157	-	63,157	63,157	100%
Capital Projects Fund	23,229,487	2,271,413	25,500,900	11,513,620	45%
Capital - One Cent 17	-	-	-	4,177,673	-
Water Distribution Fund	15,285,221	826,510	16,111,731	15,407,360	96%
Water Treatment Plant Ops Fund	3,830,789	18,346	3,849,135	3,312,273	86%
Sewer Fund	6,942,876	671,359	7,614,235	7,529,571	99%
Wastewater Treatment Plant	6,993,641	7,679,375	14,673,016	6,177,720	42%
Refuse Collection Fund	10,056,082	(98,900)	9,957,182	8,635,361	87%
Balefill Fund	8,349,686	2,443,453	10,793,139	6,075,610	56%
Aquatics Fund	1,224,376	4,299	1,228,675	1,027,101	84%
Golf Course Fund	958,000	-	958,000	1,013,119	106%
Ice Arena Fund	595,453	2,559	598,012	563,844	94%
Recreation Center Fund	1,217,324	6,887	1,224,211	1,034,998	85%
Hogadon Fund	1,015,949	22,270	1,038,219	912,894	88%
Ford Wyoming Center Fund	992,219	77,165	1,069,384	907,690	85%
Parking Fund	16,977	-	16,977	12,547	74%
Fleet Maintenance Fund	3,417,927	14,961	3,432,888	3,843,191	112%
Buildings and Structures Fund	1,541,399	19,619	1,561,018	1,380,228	88%
Health Insurance Fund	25,576	-	25,576	50,615	198%
Property Insurance Fund	2,612,012	5,675	2,617,687	2,570,111	98%
Total	\$ 159,988,793	\$ 22,951,661	\$ 182,940,454	\$ 146,074,297	80%

City of Casper, Wyoming
All Funds Statement of Expenditures
For Fiscal Year 2023 as of May 31, 2023
91.67 % OF THE FISCAL YEAR HAS ELAPSED

Fund	Adopted Budget	Carry-over Encumbrances and Amendments	Current Year Budget	Current Year To Date	Current Year % of Budget
General Fund	\$ 51,897,564	\$ 7,138,263	\$ 59,035,827	\$ 53,814,374	91%
Opportunities Fund	1,189,512	-	1,189,512	534,587	45%
Perpetual Care Fund	330,736	870	331,606	182,374	55%
Debt Service Fund	124,912	364,706	489,618	367,972	75%
Metro Animal Fund	1,647,955	10,728	1,658,683	1,106,658	67%
River Fund	6,873,510	405,040	7,278,550	253,813	3%
CARES Act Funding	-	111,550	111,550	109,623	98%
Weed & Pest Fund	725,615	3,304	728,919	490,272	67%
CDBG Program Fund	-	1,250,000	1,250,000	5,700	0%
Special Fire Assistance Fund	310,911	259,162	570,073	29,883	5%
Revolving Land Fund	690,150	145	690,295	645,202	93%
Police Grants Fund	92,683	161,170	253,853	275,665	109%
Public Transit Fund	3,258,798	1,159,787	4,418,585	2,781,002	63%
Metropolitan Planning	1,439,416	4,585	1,444,001	742,787	51%
Public Safety Communications	2,824,562	175,743	3,000,305	2,540,399	85%
Redevelopment Loan Fund	63,157	-	63,157	63,157	100%
Capital Projects Fund	26,625,600	18,045,980	44,671,580	23,907,508	54%
Capital - One Cent 17		-			
Water Distribution Fund	16,694,218	4,576,212	21,270,430	11,972,541	56%
Water Treatment Plant Ops Fund	3,830,789	18,346	3,849,135	3,320,063	86%
Sewer Fund	8,044,584	2,100,799	10,145,383	5,608,527	55%
Wastewater Treatment Plant	7,438,806	10,059,211	17,498,017	12,762,495	73%
Refuse Collection Fund	9,720,097	1,983,791	11,703,888	7,905,523	68%
Balefill Fund	8,161,755	9,144,507	17,306,262	10,198,074	59%
Aquatics Fund	1,224,376	4,299	1,228,675	1,027,101	84%
Golf Course Fund	1,070,907	8,425	1,079,332	938,246	87%
Ice Arena Fund	595,453	2,559	598,012	563,844	94%
Recreation Center Fund	1,217,324	6,887	1,224,211	1,034,998	85%
Hogadon Fund	1,015,949	22,270	1,038,219	912,894	88%
Ford Wyoming Center Fund	992,219	142,135	1,134,354	1,014,427	89%
Parking Fund	48,729	1,858	50,587	36,071	71%
Fleet Maintenance Fund	3,417,927	14,961	3,432,888	3,857,693	112%
Buildings and Structures Fund	1,541,399	26,934	1,568,333	1,352,796	86%
Health Insurance Fund	417,324	-	417,324	276,992	66%
Property Insurance Fund	2,244,711	127,953	2,372,664	2,496,175	105%
Total	\$ 165,771,648	\$ 57,332,180	\$ 223,103,828	\$ 153,129,438	69%

City of Casper, Wyoming

Summary of Cash, Investments, Other Monetary Assets and Working Capital

For Fiscal Year 2023 as of May 31, 2023
91.67 % OF THE FISCAL YEAR HAS ELAPSED

	Cash and Investments			Working Capital			
	Cash	Investments	Market Adjustments	Total	Current Assets	Current Liabilities	Total
General Fund	\$ 1,902,788	\$ 24,003,162	\$ -	\$ 25,905,950	\$ 2,329,496	\$ (5,050,643)	\$ 23,184,803
Capital Projects Funds							
Opportunities Fund	73,319	13,968,334	-	14,041,653	-	(1,145)	14,040,508
Capital Projects Fund	365,512	34,851,931	-	35,217,443	123,344	(976,753)	34,364,034
Trust & Agency Funds							
Perpetual Care Fund	195,195	30,185,343	-	30,380,539	-	(2,449)	30,378,090
Metro Animal Fund	140,955	843,155	-	984,110	33,624	(67,042)	950,693
River Fund	62,625	1,653,378	-	1,716,002	-	(235,089)	1,480,913
CARES Act Funding	3,052	12,167,707	-	12,170,759	-	(1,115,446)	11,055,313
Public Safety Communications	821,025	-	-	821,025	182,701	(253,554)	750,172
Health Insurance Fund	10,874	3,296,448	-	3,307,322	-	(64,011)	3,243,310
Debt Service Funds	69,377	5,409,497	-	5,478,873	(14,189)	(116,634)	5,348,051
Special Revenue Funds							
Weed & Pest Fund	29,574	1,127,472	-	1,157,046	-	(29,687)	1,127,359
CDBG Program Fund	(5,700)	-	-	(5,700)	-	-	(5,700)
Special Fire Assistance Fund	8,758	-	-	8,758	11,160	-	19,918
Revolving Land Fund	652,071	175,777	-	827,847	-	(341)	827,506
Police Grants Fund	(21,203)	-	-	(21,203)	40,297	(15,838)	3,257
Public Transit Fund	(688,378)	-	-	(688,378)	920,303	(166,071)	65,853
Metropolitan Planning	75,145	-	-	75,145	287,393	(52,833)	309,704
Redevelopment Loan Fund	100,937	-	-	100,937	4,027	(4,027)	100,937
Utility Enterprise Funds							
Water Distribution Fund	634,488	21,471,196	-	22,105,684	998,266	(449,790)	22,654,161
Water Treatment Plant Ops Fund	(153,017)	-	-	(153,017)	270,532	(158,786)	(41,271)
Sewer Fund	350,966	8,190,022	-	8,540,988	650,423	(87,415)	9,103,996
Wastewater Treatment Plant	119,944	12,299,499	-	12,419,443	690,055	(663,656)	12,445,842
Refuse Collection Fund	227,442	4,373,207	-	4,600,649	695,306	(437,997)	4,857,958
Balefill Fund	46,997	9,176,073	-	9,223,069	338,694	(715,283)	8,846,480
Parks & Recreation Enterprise Funds							
Aquatics Fund	(41,811)	-	-	(41,811)	-	(49,795)	(91,607)
Golf Course Fund	601,410	-	-	601,410	89,899	(57,539)	633,769
Ice Arena Fund	(6,687)	-	-	(6,687)	8,508	(16,603)	(14,782)
Recreation Center Fund	156,884	-	-	156,884	2,186	(230,796)	(71,727)
Hogadon Fund	57,624	-	-	57,624	13,764	(37,150)	34,238
Ford Wyoming Center Fund	1,392,763	-	-	1,392,763	14,622	(1,475,276)	(67,891)
Other Enterprise Funds - Parking	3,846	130,554	-	134,401	13,088	(11)	147,478
Internal Service Funds							
Fleet Maintenance Fund	512,357	-	-	512,357	109,519	(396,213)	225,663
Buildings and Structures Fund	582,988	-	-	582,988	5,003	(69,441)	518,551
Property Insurance Fund	401,974	-	-	401,974	27,007	(39,808)	389,172
	\$ 8,684,092	\$ 183,322,755	\$ -	\$ 192,006,848	\$ 7,845,027	\$ (13,037,123)	\$ 186,814,751

City of Casper, Wyoming
Summary of Cash and Investments
For Fiscal Year 2023 as of May, 31 2023

Bank Accounts

Petty Cash	\$ 17,337
Petty Cash	2,030
Concentration	5,211,706
Expense Checking	(141,340)
Customer Refund	1,843
Court Bonds	234,869
Health Insurance	-
CEC Show Account	1,329,947
Police Evidence Account	91,633
Firehouse Redevelopment	-
Outgoing EFT	50,000

Total Cash \$ 6,798,024

Investments

General Fund	\$ 24,003,162
Opportunities Fund	13,968,334
Perpetual Care Fund	30,185,343
Debt Service Fund	5,409,497
Metro Animal Fund	843,155
River Fund	1,653,378
CARES Act Funding	12,167,707
Weed & Pest Fund	1,127,472
Revolving Land Fund	175,777
Capital Projects Fund	34,851,931
Water Distribution Fund	21,471,196
Sewer Fund	8,190,022
Wastewater Treatment Plant	12,299,499
Refuse Collection Fund	4,373,207
Balefill Fund	9,176,073
Parking Fund	130,554
Health Insurance Fund	3,296,448

Total Investments \$ 183,322,755

Other Assets

General Fund	
Notes/Loans Receivable	\$ 255,307
Opportunities Fund	
Notes/Loans Receivable	279,037
Perpetual Care Fund	
Notes/Loans Receivable	446,621
Debt Service Fund	
Notes/Loans Receivable	-
Penalty Receivable	5,528
Principal Receivable	89,229
Redevelopment Loan Fund	
Notes/Loans Receivable	164,000
Capital Projects Fund	
Notes/Loans Receivable	86,201

Total Other Assets \$ 1,325,924

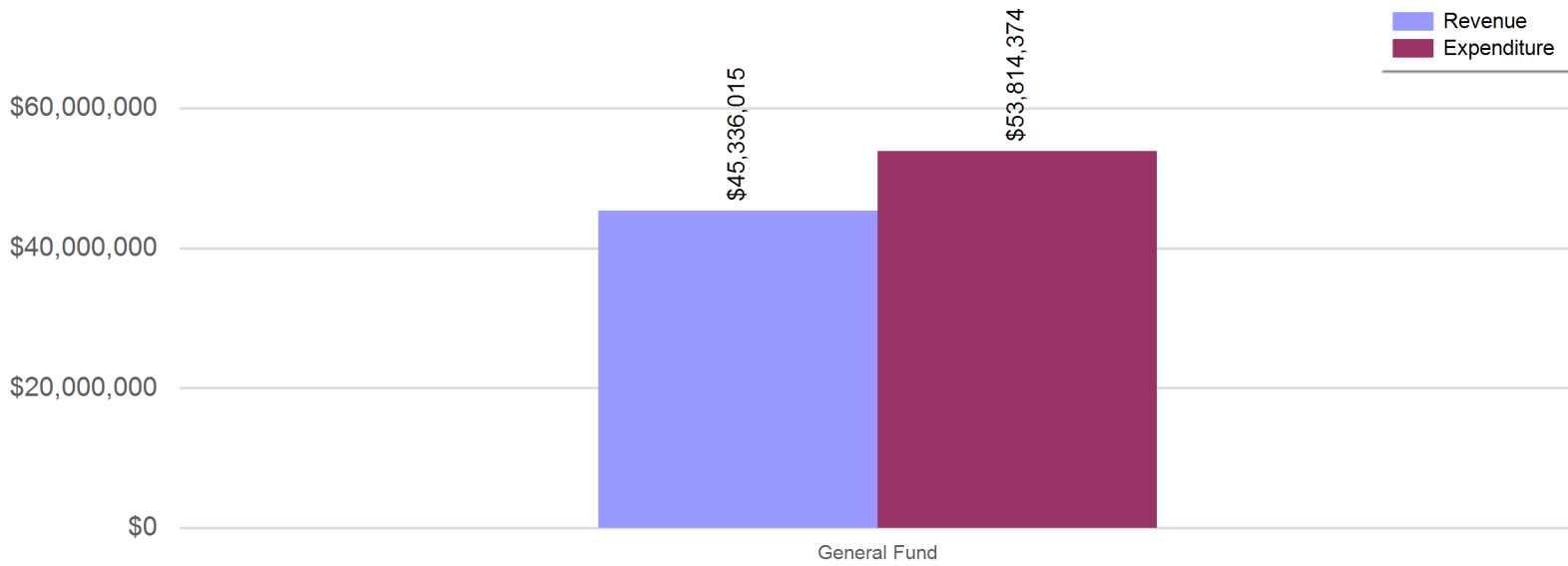
City of Casper, Wyoming
General Fund Balance Sheet
For Fiscal Year 2023 as of May 31, 2023
91.67 % OF THE FISCAL YEAR HAS ELAPSED

	General Fund
ASSETS	
Current Assets	
Cash	\$ 1,902,788
Investments	24,003,162
Market Adjustments	-
Inventory	89,757
Grants Receivable	5,000
Loans Receivable	255,307
Accounts Receivable	1,993,445
Prepaid Expenses	25,081
Lease Receivable - Short Term	216,213
Total Current Assets	28,490,754
Non-Current Assets	
Lease Receivable - Long Term	2,531,031
Total Assets	\$ 31,021,784
LIABILITIES	
Current Liabilities	
Accounts Payable	\$ 1,564,620
Accrued Wages and Benefits Payable	1,073,887
Deferred Revenue	67,048
Held in Trust - Surety Bonds	2,345,088
Total Current Liabilities	5,050,643
Non-Current Liabilities	
Notes Payable	(7,279)
Funds Held in Trust	5,052
Total Non-Current Liabilities	(2,227)
Total Liabilities	\$ 5,048,416
DEFERRED INFLOWS OF RESOURCES	
Total Deferred Inflows Of Resources	\$ 2,676,683
NET POSITION	
Net Investment in Capital Assets	\$ 2,754,523
Unrestricted	20,542,162
Total Net Position	\$ 23,296,685

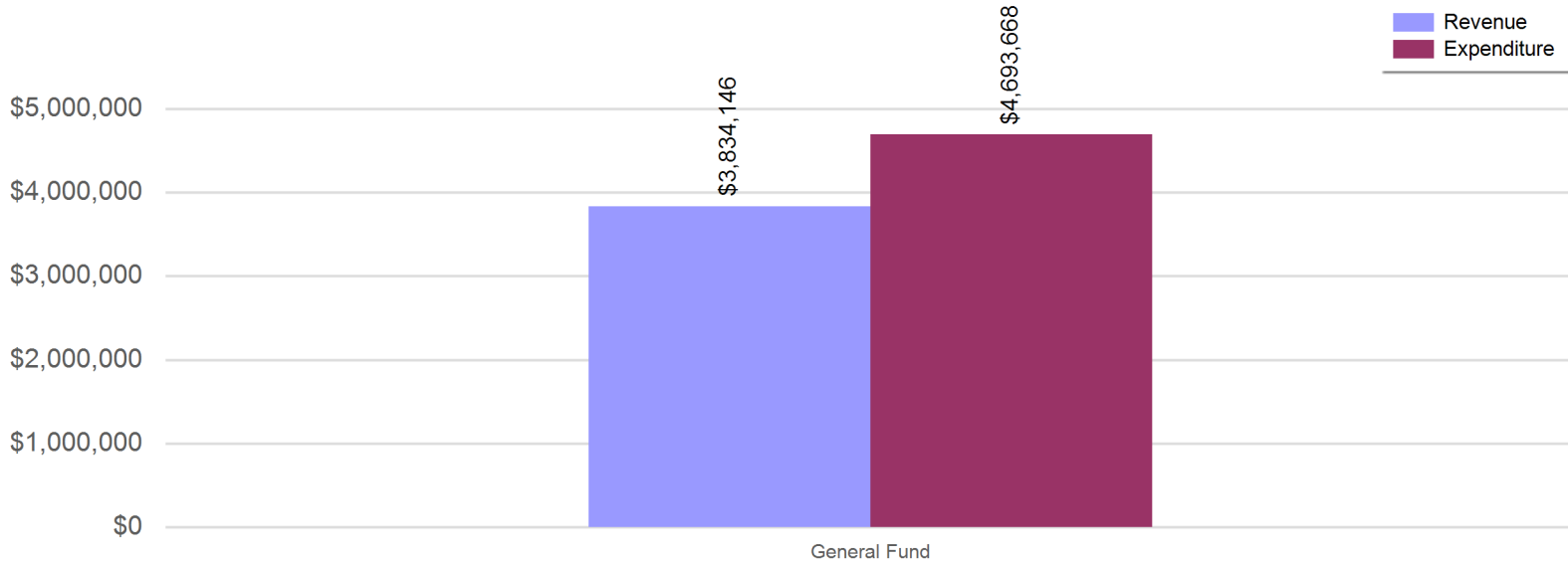
City of Casper, Wyoming General Fund Revenue Expenditure Comparison

For Fiscal Year 2023 as of May 31, 2023
91.67 % OF THE FISCAL YEAR HAS ELAPSED

General Fund YTD Revenue and Expenditure Comparison



General Fund MTD Revenue and Expenditure Comparison



City of Casper, Wyoming
General Fund Statement of Expenditures

For Fiscal Year 2023 as of May 31, 2023
91.67 % OF THE FISCAL YEAR HAS ELAPSED

Organization	Revised Budget	Current Year To Date	Current Year % of Budget
General Fund Revenue	\$ 75,960	\$ 81,343	107%
General Fund Transfers Out	10,773,302	9,586,392	89%
City Council	300,603	187,238	62%
City Manager	946,074	732,939	77%
City Clerk	466,763	416,082	89%
Social Community Services	1,341,981	1,210,329	90%
Municipal Court	771,611	663,153	86%
City Attorney	772,760	688,757	89%
Human Resources	832,102	743,235	89%
City Hall	425,472	436,188	103%
Marathon Building	19,110	22,887	120%
Miller St. Dormitory	43,883	40,395	92%
City Center Building	77,917	69,745	90%
Ash Street Building	29,522	19,227	65%
Casper Business Center	79,672	117,757	148%
Information Services	2,009,986	1,797,363	89%
Finance	914,039	823,967	90%
Customer Service	853,409	817,052	96%
Engineering	906,682	936,361	103%
Streets	3,483,952	3,294,530	95%
Traffic Control	800,332	480,425	60%
Community Development	1,503,219	1,277,050	85%
Planning	1,360	-	0%
Police Administration	16,412,979	15,593,323	95%
Police Career Services	430,000	307,273	71%
Police Investigations	42,000	32,580	78%
Fire-EMS Administration	10,271,102	9,773,251	95%
Fire-EMS Operations	761,272	793,335	104%
Fire-EMS Training	119,964	132,337	110%
Fire-EMS Prevent & Inspect	39,903	11,729	29%
Parks - Athletic Maint.	478,023	304,785	64%
Parks - Parks Maint.	1,886,934	1,532,641	81%
Parks - Urban Forestry	21,234	12,431	59%
Parks - Special Areas	139,700	102,833	74%
Cemetery	503,281	348,887	69%
Ft. Caspar Museum	499,724	426,551	85%
Total	\$ 59,035,827	\$ 53,814,374	91%

City of Casper, Wyoming
General Fund Statement of Revenues and Expenditures
For Fiscal Year 2023 as of May 31, 2023
91.67 % OF THE FISCAL YEAR HAS ELAPSED

	<u>Revised Budget</u>	<u>Current Year To Date</u>	<u>Current Year % of Budget</u>
Revenues:			
General Property Tax	\$ 5,368,052	\$ 3,819,177	71.15%
Licences and Permits	5,845,236	4,579,169	78.34%
Automobile Tax	1,547,309	1,604,448	103.69%
Cigarette Tax	229,339	175,045	76.33%
Direct Distribution	4,658,159	4,658,159	100.00%
Federal Grants	5,000	5,000	100.00%
Gaming Revenue	1,000,000	1,646,663	164.67%
Gasoline Tax	1,281,528	1,009,701	78.79%
Intergovernmental User Charges	34,057	45,466	133.50%
Mineral Royalites Tax	2,073,642	1,515,334	73.08%
Municipal Share of State Sales	21,338,411	16,847,781	78.96%
Severance Tax	2,067,465	1,583,278	76.58%
Special Fuels Tax	583,234	520,912	89.31%
Goods and Svcs Rev	4,443,110	4,315,252	97.12%
Fines and Forfeits	1,285,000	1,196,734	93.13%
Misc Revenue	1,101,635	1,797,568	163.17%
Loan Receipts	16,576	15,195	91.67%
Transfers In	1,234	1,131	91.66%
Total Revenues	\$ 52,878,987	\$ 45,336,015	85.74%

	<u>Revised Budget</u>	<u>Current Year To Date</u>	<u>Current Year % of Budget</u>
Expenditures:			
Personnel Services	\$ 34,460,863	\$ 32,425,977	94.10%
Materials & Supplies	3,991,855	3,184,938	79.79%
Contractual Services	5,201,828	4,718,705	90.71%
Capital Outlay	46,714	16,044	34.35%
Transfers Out	10,773,302	9,611,094	89.21%
Other Costs	3,525,752	3,097,831	87.86%
Utility Expense	1,035,513	759,784	73.37%
Total Expenditures	\$ 59,035,827	\$ 53,814,374	91.16%
Net Revenue (Shortfall)	\$ (6,156,840)	\$ (8,478,359)	-5.42%

City of Casper, Wyoming
General Fund Summary of Cash and Investments
For Fiscal Year 2023 as of May 31, 2023
91.67 % OF THE FISCAL YEAR HAS ELAPSED

Cash	\$	1,902,788
Investments		<u>24,003,162</u>
	\$	<u>25,905,950</u>

City of Casper, Wyoming

General Fund Summary of Revenues and Expenditures

For Fiscal Year 2023 as of May 31, 2023
91.67 % OF THE FISCAL YEAR HAS ELAPSED

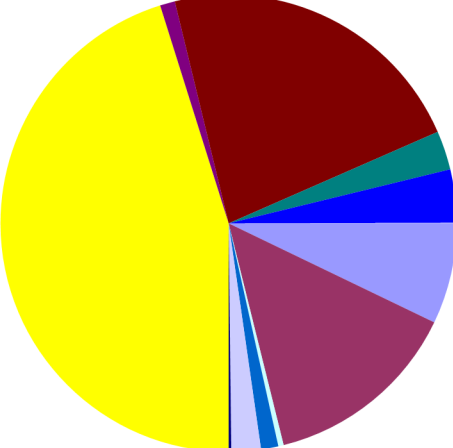
Year To Date Revenues
\$45,336,015

- General Property Tax -\$3,819,177
- Licenses and Permits-\$4,579,169
- Automobile Tax -\$1,604,448
- Cigarette Tax -\$175,045
- Direct Distribution -\$4,658,159
- Federal Grants -\$5,000
- Gaming Revenue -\$1,646,663
- Gasoline Tax -\$1,009,701
- Intergovernmental User Charges-\$45,466
- Mineral Royalties Tax -\$1,515,334
- Municipal Share of State Sales-\$16,847,781
- Severance Tax -\$1,583,278
- Special Fuels Tax -\$520,912
- Goods and Svcs Rev-\$4,315,252
- Fines and Forfeits-\$1,196,734
- Misc Revenue-\$1,797,568
- Loan Receipts -\$15,195
- Transfers In -\$1,131



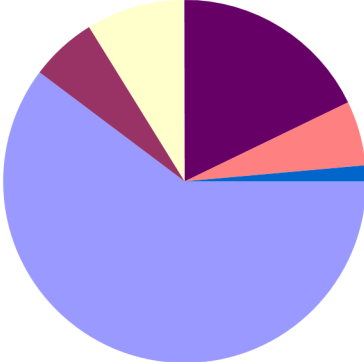
Month To Date Revenues
\$3,834,146

- General Property Tax -\$273,546
- Licenses and Permits-\$536,318
- Automobile Tax -\$0
- Cigarette Tax -\$14,511
- Direct Distribution -\$0
- Federal Grants -\$0
- Gaming Revenue -\$47,078
- Gasoline Tax -\$80,012
- Intergovernmental User Charges-\$7,133
- Mineral Royalties Tax -\$0
- Municipal Share of State Sales-\$1,730,921
- Severance Tax -\$0
- Special Fuels Tax -\$40,555
- Goods and Svcs Rev-\$852,656
- Fines and Forfeits-\$105,592
- Misc Revenue-\$144,339
- Loan Receipts -\$1,381
- Transfers In -\$103



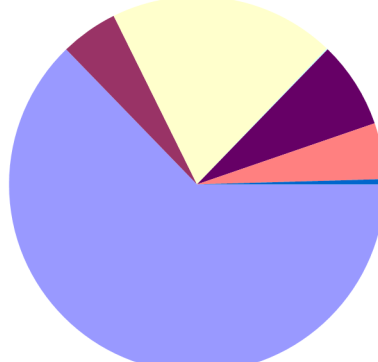
Year To Date Expenditures
\$53,814,374

- Personnel Services-\$32,425,977
- Materials & Supplies-\$3,184,938
- Contractual Services-\$4,718,705
- Capital Outlay-\$16,044
- Transfers Out-\$9,611,094
- Other Costs-\$3,097,831
- Utility Expense-\$759,784



Month To Date Expenditures
\$4,693,668

- Personnel Services-\$2,945,201
- Materials & Supplies-\$232,114
- Contractual Services-\$912,519
- Capital Outlay-\$4,807
- Transfers Out-\$351,660
- Other Costs-\$226,385
- Utility Expense-\$20,981

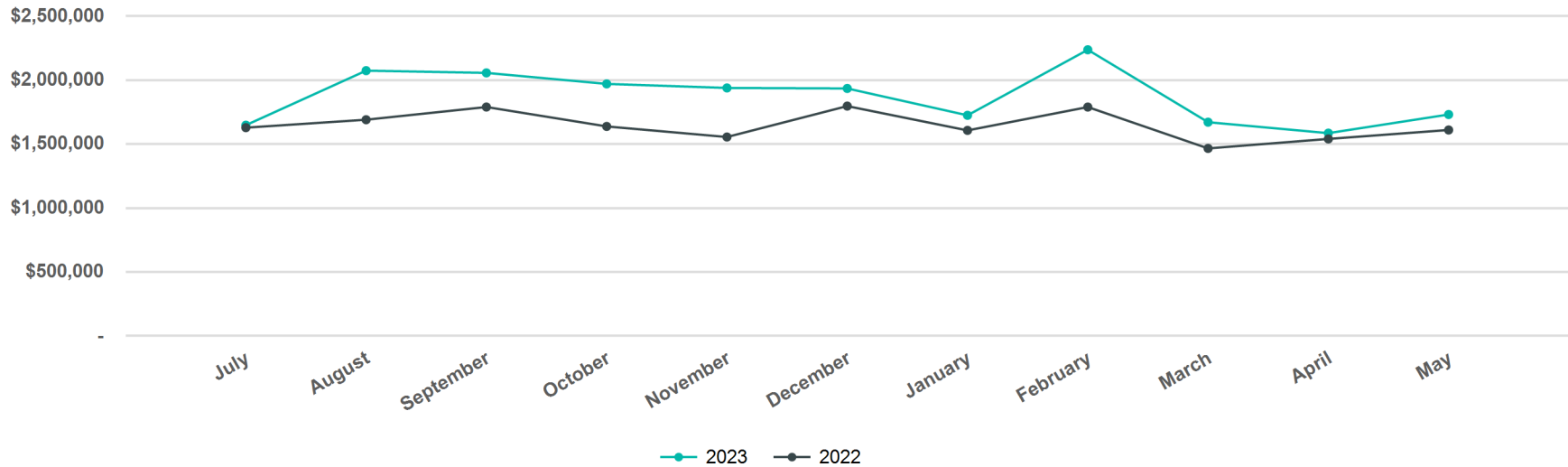


City of Casper, Wyoming
Sales Tax Comparison
(Budget Basis - For Management Use Only)
For Fiscal Year 2023 as of May 31, 2023
91.67 % OF THE FISCAL YEAR HAS ELAPSED

Month	FY 2023			FY 2022			FY 2023 Current Month % Increase Over 2022	FY 2023 To Date % Increase Over 2022
	Budget	Actuals	Actual Year to Date	Budget	Actuals	Actual Year to Date		
July	\$ 1,778,201	\$ 1,647,473	\$ 1,647,473	\$ 1,603,904	\$ 1,628,013	\$ 1,628,013	1.20%	1.20%
August	1,778,201	2,073,763	3,721,236	1,603,904	1,690,206	3,318,219	22.69%	12.15%
September	1,778,201	2,056,269	5,777,506	1,603,904	1,789,476	5,107,695	14.91%	13.11%
October	1,778,201	1,970,108	7,747,614	1,603,904	1,637,802	6,745,498	20.29%	14.86%
November	1,778,201	1,938,461	9,686,075	1,603,904	1,554,971	8,300,469	24.66%	16.69%
December	1,778,201	1,934,520	11,620,595	1,603,904	1,796,649	10,097,118	7.67%	15.09%
January	1,778,201	1,724,567	13,345,161	1,603,904	1,606,754	11,703,872	7.33%	14.02%
February	1,778,201	2,236,781	15,581,943	1,603,904	1,789,182	13,493,053	25.02%	15.48%
March	1,778,201	1,670,898	17,252,841	1,603,904	1,465,996	14,959,049	13.98%	15.33%
April	1,778,201	1,585,255	18,838,096	1,603,904	1,540,112	16,499,161	2.93%	14.18%
May	1,778,201	1,730,921	20,569,017	1,603,904	1,609,952	18,109,114	7.51%	13.58%
	\$ 19,560,210	\$ 20,569,017		\$ 17,642,944	\$ 18,109,114			

\$1,008,807 or 5.16 % Above YTD Projections for FY 2023 through period 11

Comparison of Municipal Share of State Sales By Month

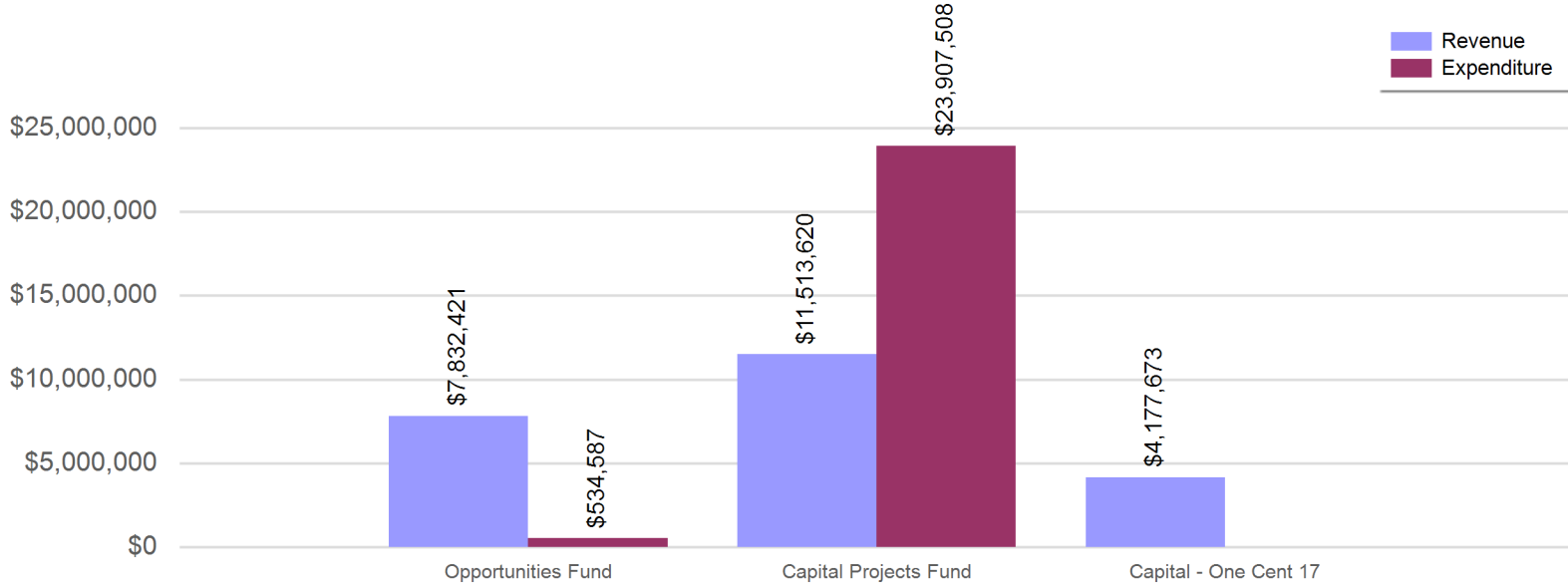


City of Casper, Wyoming
Capital Project Funds Consolidated Balance Sheet
For Fiscal Year 2023 as of May 31, 2023
91.67 % OF THE FISCAL YEAR HAS ELAPSED

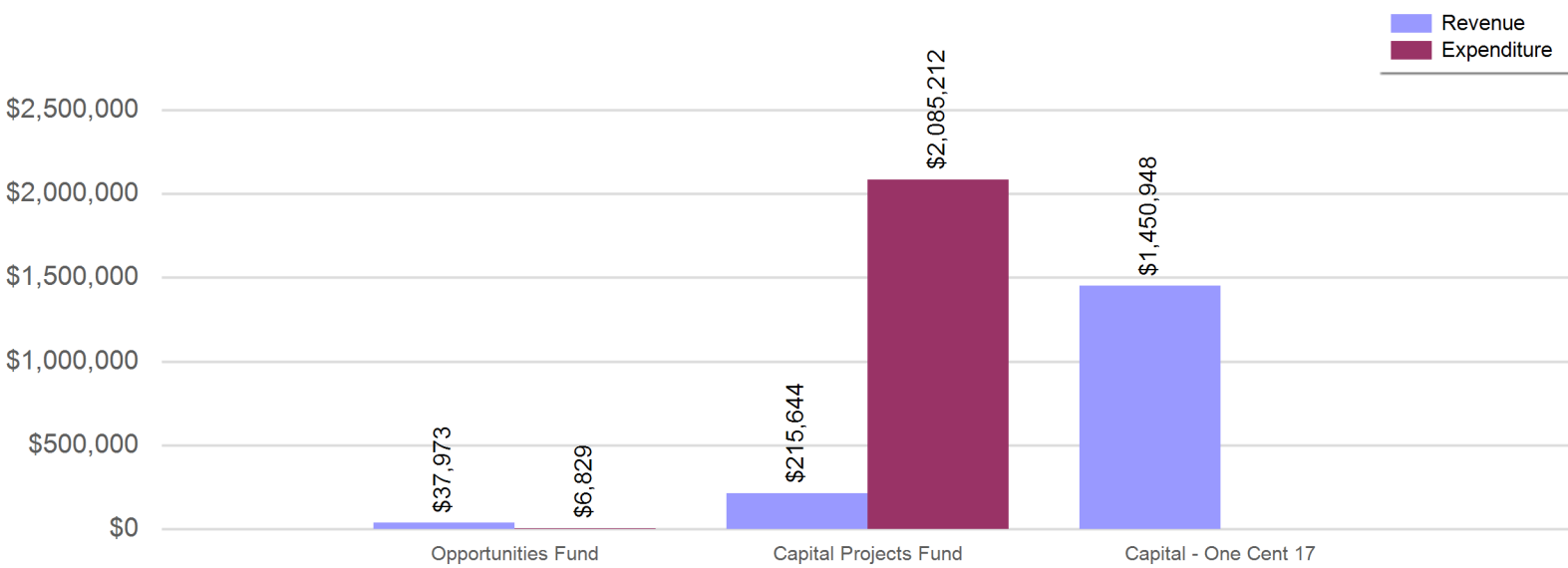
	Opportunities Fund	Capital Projects Fund
ASSETS		
Current Assets		
Cash	\$ 73,319	\$ 365,512
Investments	13,968,334	34,851,931
Market Adjustments	-	-
Grants Receivable		91,626
Loans Receivable	279,037	86,201
Accounts Receivable	-	983
Prepaid Expenses		30,735
Total Current Assets	14,320,690	35,426,988
Total Assets	\$ 14,320,690	\$ 35,426,988
LIABILITIES		
Current Liabilities		
Accounts Payable	\$ 1,145	\$ 920,501
Deferred Revenue		56,251
Total Current Liabilities	1,145	976,753
Total Liabilities	\$ 1,145	\$ 976,753
NET POSITION		
Unrestricted	\$ 14,319,545	\$ 34,450,235
Total Net Position	\$ 14,319,545	\$ 34,450,235

City of Casper, Wyoming
Capital Project Funds Revenue and Expenditure Comparison
 For Fiscal Year 2023 as of May 31, 2023
 91.67 % OF THE FISCAL YEAR HAS ELAPSED

Capital Projects Funds YTD Revenue and Expenditure Comparison



Capital Projects Funds MTD Revenue and Expenditure Comparison



City of Casper, Wyoming
Opportunities Fund Statement of Revenues and Expenditures

For Fiscal Year 2023 as of May 31, 2023
 91.67 % OF THE FISCAL YEAR HAS ELAPSED

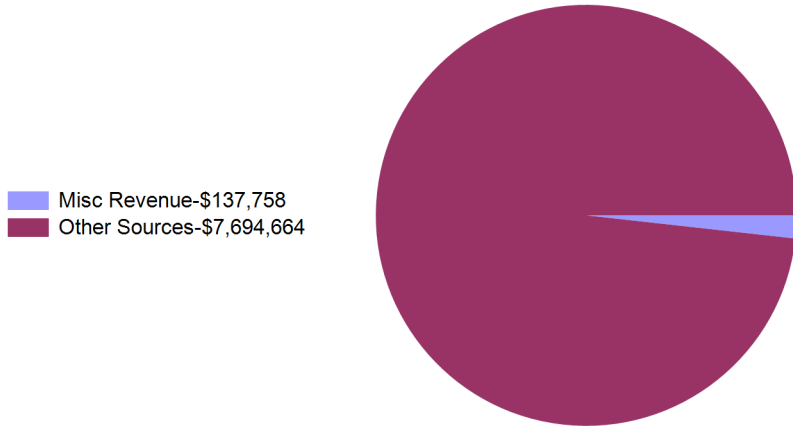
	Revised Budget	Current Year To Date	Current Year % of Budget
Revenues:			
Misc Revenue	\$ 63,269	\$ 137,758	217.73%
Other Sources	35,863	7,694,664	21455.72%
Total Revenues	\$ 99,132	\$ 7,832,421	7901.00%
	Revised Budget	Current Year To Date	Current Year % of Budget
Expenditures:			
Contractual Services	\$ 4,512	\$ 6,093	135.04%
Transfers Out	1,185,000	528,494	44.60%
Total Expenditures	\$ 1,189,512	\$ 534,587	44.94%
Net Revenue (Shortfall)	\$ (1,090,380)	\$ 7,297,835	7856.06%

Opportunities Fund Summary of Cash and Investments

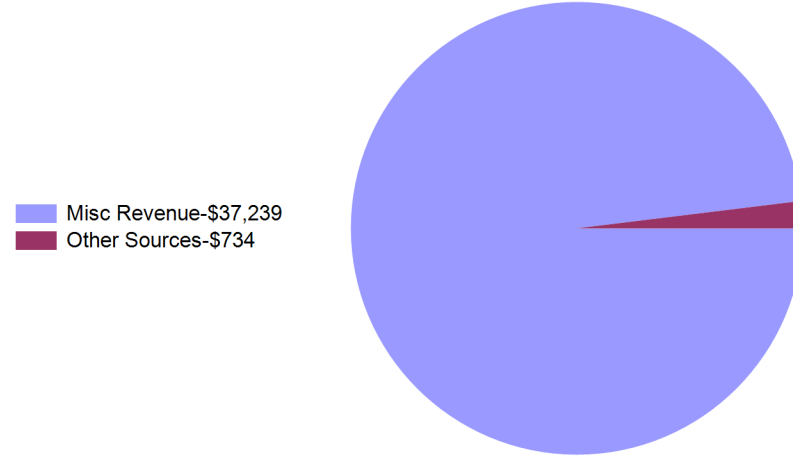
Cash	\$ 73,319
Investments	13,968,334
	\$ 14,041,653

City of Casper, Wyoming
Opportunities Fund Summary of Revenues and Expenditures
For Fiscal Year 2023 as of May 31, 2023
91.67 % OF THE FISCAL YEAR HAS ELAPSED

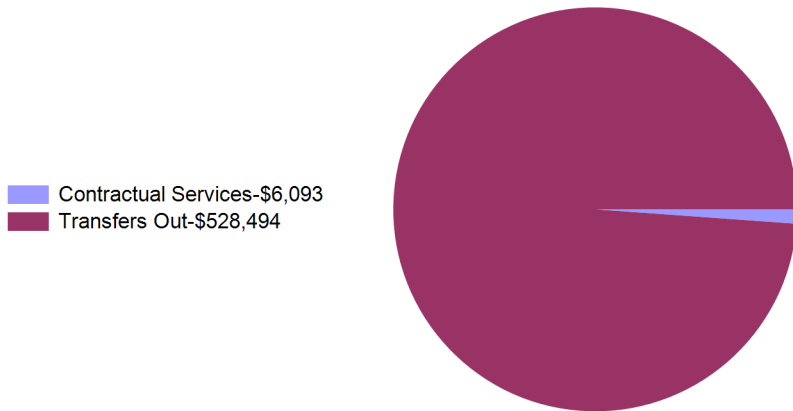
Year To Date Revenues
\$7,832,421



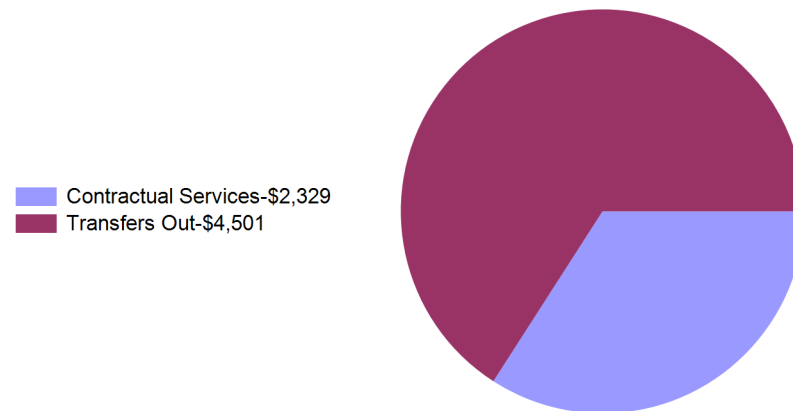
Month To Date Revenues
\$37,973



Year To Date Expenditures
\$534,587



Month To Date Expenditures
\$6,829



City of Casper, Wyoming
Capital Projects Fund Statement of Revenues and Expenditures
For Fiscal Year 2023 as of May 31, 2023
91.67 % OF THE FISCAL YEAR HAS ELAPSED

	Revised Budget	Current Year To Date	Current Year % of Budget
Revenues:			
Local Taxes	\$ 16,876,343	\$ 9,938,530	58.89%
Intergovernmental	5,027,500	49,027	0.98%
Misc Revenue	1,307,462	901,431	68.95%
Other Sources	2,289,595	624,632	27.28%
Total Revenues	\$ 25,500,900	\$ 11,513,620	45.15%
	Revised Budget	Current Year To Date	Current Year % of Budget
Expenditures:			
Materials & Supplies	\$ 82,674	\$ 14,419	17.44%
Contractual Services	1,829,029	754,618	41.26%
Capital Outlay	36,845,172	9,799,631	26.60%
Transfers Out	5,904,047	13,339,204	225.93%
Other Costs	10,658	(364)	-3.42%
Total Expenditures	\$ 44,671,580	\$ 23,907,508	53.52%
Net Revenue (Shortfall)	\$ (19,170,680)	\$ (12,393,888)	-8.37%

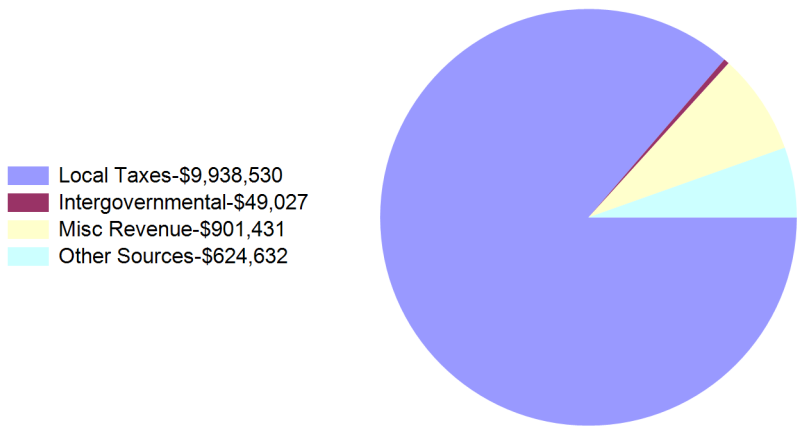
Capital Projects Fund Summary of Cash and Investments

Cash	\$ 365,512
Investments	34,851,931
	\$ 35,217,443

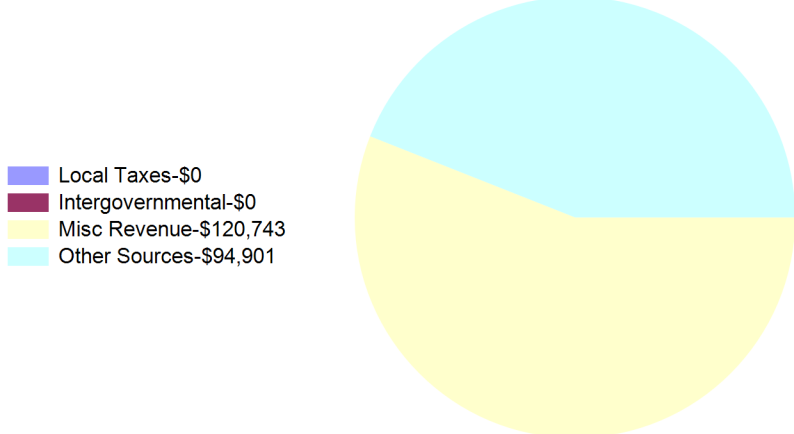
City of Casper, Wyoming Capital Project Fund Summary of Revenues and Expenditures

For Fiscal Year 2023 as of May 31, 2023
91.67 % OF THE FISCAL YEAR HAS ELAPSED

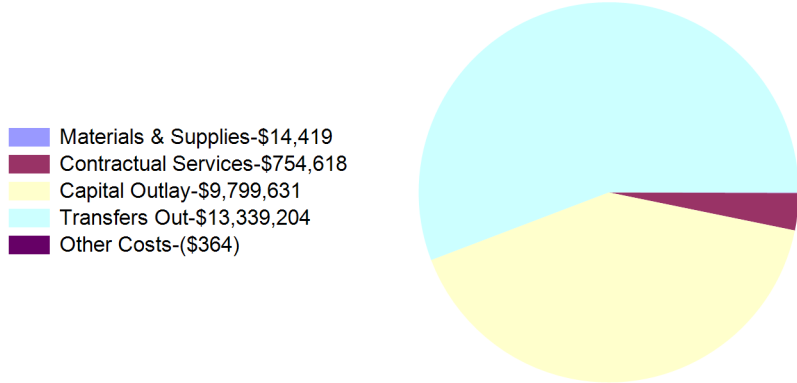
Year To Date Revenues
\$11,513,620



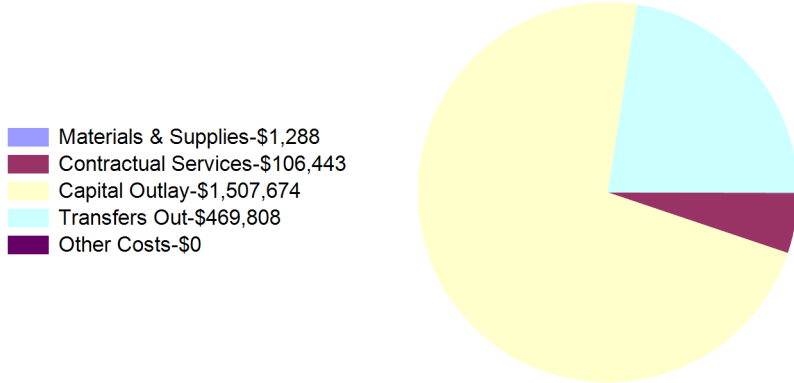
Month To Date Revenues
\$215,644



Year To Date Expenditures
\$23,907,508



Month To Date Expenditures
\$2,085,212



City of Casper, Wyoming
Capital-One Cent 17 Fund Summary of Revenues and Expenditures

For Fiscal Year 2023 as of May 31, 2023
91.67 % OF THE FISCAL YEAR HAS ELAPSED

Year To Date Revenues
\$4,177,673

Month To Date Revenues
\$1,450,948

Local Taxes-\$4,177,673



Local Taxes-\$1,450,948



Year To Date Expenditures

No Data Available

Month To Date Expenditures

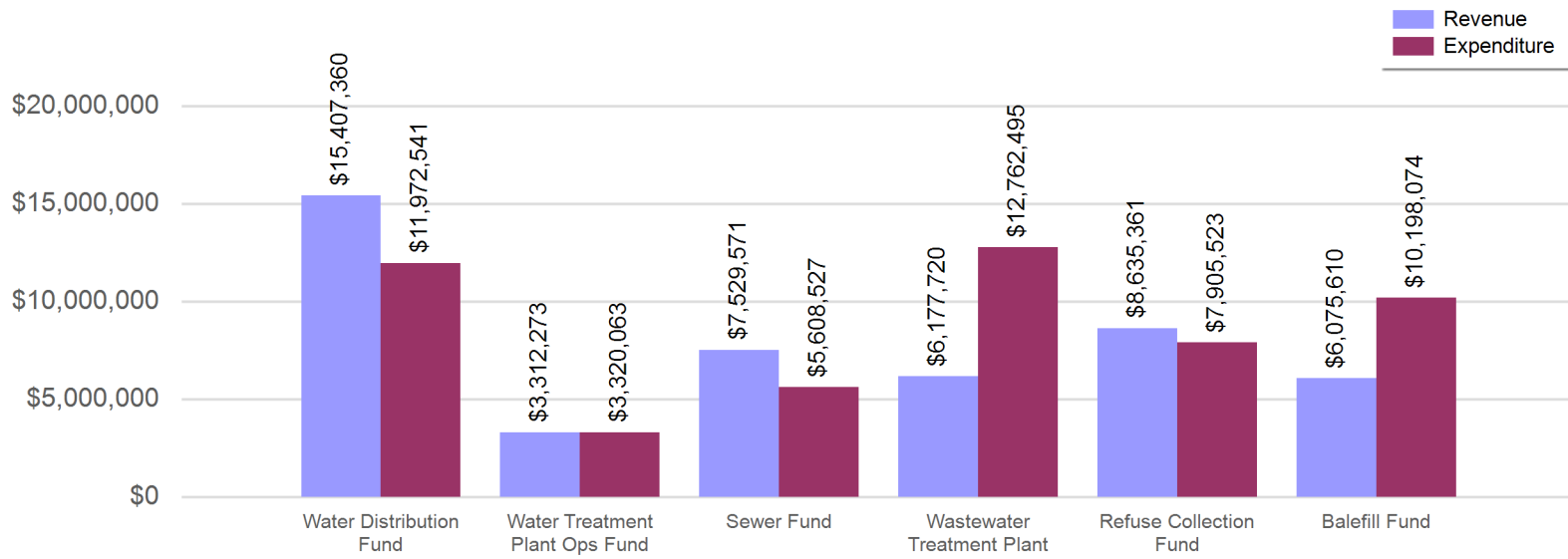
No Data Available

City of Casper, Wyoming
Utility Enterprise Funds Consolidated Balance Sheet
For Fiscal Year 2023 as of May 31, 2023
91.67 % OF THE FISCAL YEAR HAS ELAPSED

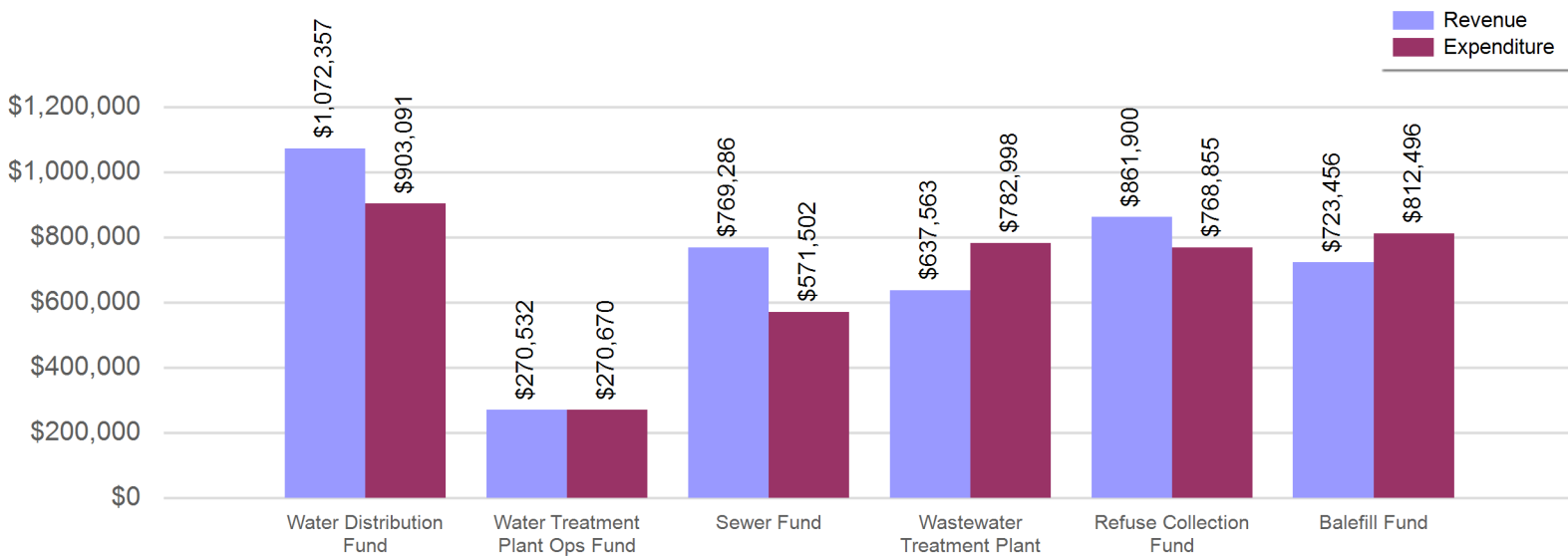
	Water Distribution Fund	Water Treatment Plant Ops Fund	Sewer Fund	Wastewater Treatment Plant	Refuse Collection Fund	Balefill Fund
ASSETS						
Current Assets						
Cash	\$ 634,488	\$ (153,017)	\$ 350,966	\$ 119,944	\$ 227,442	\$ 46,997
Investments	21,471,196		8,190,022	12,299,499	4,373,207	9,176,073
Market Adjustments	-		-	-	-	-
Inventory	346,681			86,219		33,506
Grants Receivable				48,893		-
Accounts Receivable	587,629	270,532	650,423	554,943	679,299	264,259
Clearing	55,951					
Prepaid Expenses	-				16,007	40,929
Lease Receivable - Short Term	8,004					
Total Current Assets	23,103,950	117,515	9,191,411	13,109,498	5,295,955	9,561,763
Capital Assets						
Land, Buildings & Improvements	100,827,295		31,178,792	76,290,129	5,212,769	38,893,451
Equipment	5,628,177		1,996,509	7,630,660	7,534,573	9,156,514
Accumulated Depreciation	(43,365,049)		(21,498,531)	(52,281,941)	(5,282,187)	(19,458,585)
Total Capital Assets	63,090,422		11,676,770	31,638,847	7,465,155	28,591,380
Non-Current Assets						
Lease Receivable - Long Term	262,798					
Total Assets	\$ 86,457,171	\$ 117,515	\$ 20,868,181	\$ 44,748,345	\$ 12,761,110	\$ 38,153,143
DEFERRED OUTFLOWS OF RESOURCES						
Total Deferred Outflows Of Resources	\$ 320,979	\$ 122,809	\$ 120,018	\$ 197,771	\$ 323,770	\$ 274,726
LIABILITIES						
Current Liabilities						
Accounts Payable	\$ 303,273	\$ 127,583	\$ 61,151	\$ 565,289	\$ 363,271	\$ 545,944
Accrued Wages and Benefits Payable	64,154	31,203	26,264	44,751	74,726	64,514
Interest Payable	49,663			53,617		104,825
Customer Deposits	32,700					
Total Current Liabilities	449,790	158,786	87,415	663,656	437,997	715,283
Non-Current Liabilities						
Notes Payable	3,493,571			13,898,342		5,670,700
Closure & Post Closure Costs						8,529,544
Accrued Comp ABS	109,609	43,847	44,620	70,498	98,413	118,941
Net Pension Liability	1,231,711	471,264	460,553	758,918	1,242,422	1,054,223
Net OPEB Liability	-	-	-	-	-	-
Total Non-Current Liabilities	4,834,891	515,111	505,173	14,727,758	1,340,835	15,373,407
Total Liabilities	\$ 5,284,681	\$ 673,896	\$ 592,588	\$ 15,391,414	\$ 1,778,832	\$ 16,088,690
DEFERRED INFLOWS OF RESOURCES						
Total Deferred Inflows Of Resources	\$ 1,206,255	\$ 360,860	\$ 352,658	\$ 581,125	\$ 951,357	\$ 807,248
NET POSITION						
Net Investment in Capital Assets	\$ 59,867,654		\$ 11,676,770	\$ 17,740,505	\$ 7,465,155	\$ 22,920,680
Unrestricted	20,419,559	(794,432)	8,366,183	11,233,072	2,889,535	(1,388,749)
Total Net Position	\$ 80,287,212	\$ (794,432)	\$ 20,042,953	\$ 28,973,577	\$ 10,354,691	\$ 21,531,931

City of Casper, Wyoming
Utility Enterprise Funds Revenue and Expenditure Comparison
 For Fiscal Year 2023 as of May 31, 2023
 91.67 % OF THE FISCAL YEAR HAS ELAPSED

Utility Enterprise Funds YTD Revenue and Expenditure Comparison



Utility Enterprise Funds MTD Revenue and Expenditure Comparison



City of Casper, Wyoming
Water Distribution Fund Statement of Revenues and Expenditures
For Fiscal Year 2023 as of May 31, 2023
91.67 % OF THE FISCAL YEAR HAS ELAPSED

	Revised Budget	Current Year To Date	Current Year % of Budget
Revenues:			
Goods and Svcs Rev	\$ 12,877,435	\$ 12,268,004	95.27%
Misc Revenue	197,296	323,213	163.82%
Utility Revenue	537,000	524,476	97.67%
Other Sources	2,500,000	2,291,667	91.67%
Total Revenues	\$ 16,111,731	\$ 15,407,360	95.63%

	Revised Budget	Current Year To Date	Current Year % of Budget
Expenditures:			
Personnel Services	\$ 2,738,620	\$ 2,077,975	75.88%
Materials & Supplies	8,518,543	7,006,492	82.25%
Contractual Services	1,604,263	1,007,019	62.77%
Capital Outlay	7,510,738	1,017,695	13.55%
Debt Service	755,222	752,904	99.69%
Transfers Out	-	2,688	
Other Costs	113,544	90,200	79.44%
Utility Expense	29,500	17,568	59.55%
Total Expenditures	\$ 21,270,430	\$ 11,972,541	56.29%
Net Revenue (Shortfall)	\$ (5,158,699)	\$ 3,434,819	39.34%

Water Distribution Fund Summary of Cash and Investments

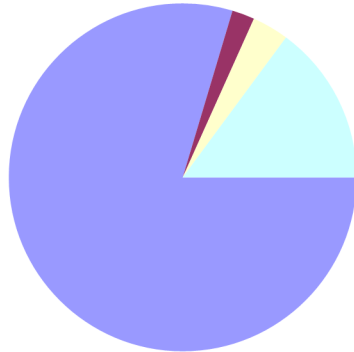
Cash	\$ 634,488
Investments	21,471,196
	\$ 22,105,684

City of Casper, Wyoming Water Distribution Fund Summary of Revenues and Expenditures

For Fiscal Year 2023 as of May 31, 2023
91.67 % OF THE FISCAL YEAR HAS ELAPSED

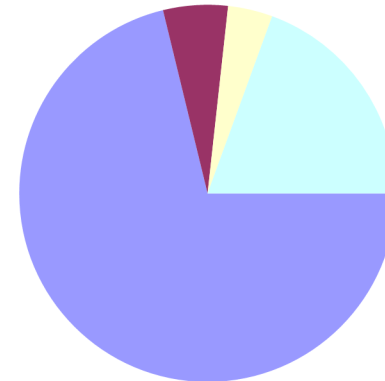
Year To Date Revenues
\$15,407,360

- Goods and Svcs Rev-\$12,268,004
- Misc Revenue-\$323,213
- Utility Revenue-\$524,476
- Other Sources-\$2,291,667



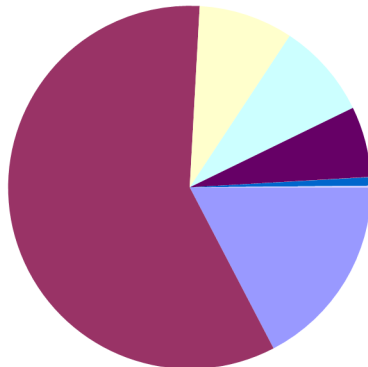
Month To Date Revenues
\$1,072,357

- Goods and Svcs Rev-\$763,458
- Misc Revenue-\$59,480
- Utility Revenue-\$41,086
- Other Sources-\$208,333



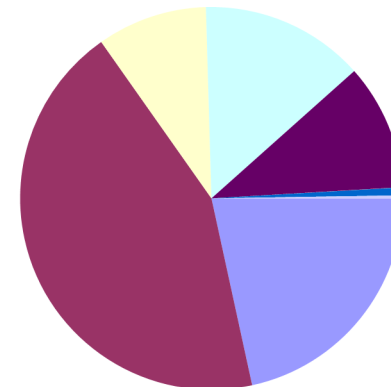
Year To Date Expenditures
\$11,972,541

- Personnel Services-\$2,077,975
- Materials & Supplies-\$7,006,492
- Contractual Services-\$1,007,019
- Capital Outlay-\$1,017,695
- Debt Service-\$752,904
- Transfers Out-\$2,688
- Other Costs-\$90,200
- Utility Expense-\$17,568



Month To Date Expenditures
\$903,091

- Personnel Services-\$194,927
- Materials & Supplies-\$394,151
- Contractual Services-\$84,096
- Capital Outlay-\$125,286
- Debt Service-\$96,221
- Transfers Out-\$149
- Other Costs-\$6,020
- Utility Expense-\$2,241



City of Casper, Wyoming
Water Treatment Plant Ops Fund Statement of Revenues and Expenditures
For Fiscal Year 2023 as of May 31, 2023
91.67 % OF THE FISCAL YEAR HAS ELAPSED

	Revised Budget	Current Year To Date	Current Year % of Budget
Revenues:			
Intergovernmental	\$ 3,849,135	\$ 3,312,273	86.05%
Total Revenues	\$ 3,849,135	\$ 3,312,273	86.05%

	Revised Budget	Current Year To Date	Current Year % of Budget
Expenditures:			
Personnel Services	\$ 1,181,229	\$ 1,093,798	92.60%
Materials & Supplies	2,174,000	1,853,239	85.25%
Contractual Services	387,575	325,207	83.91%
Other Costs	43,731	37,451	85.64%
Utility Expense	62,600	10,369	16.56%
Total Expenditures	\$ 3,849,135	\$ 3,320,063	86.25%
Net Revenue (Shortfall)	\$ -	\$ (7,791)	-0.20%

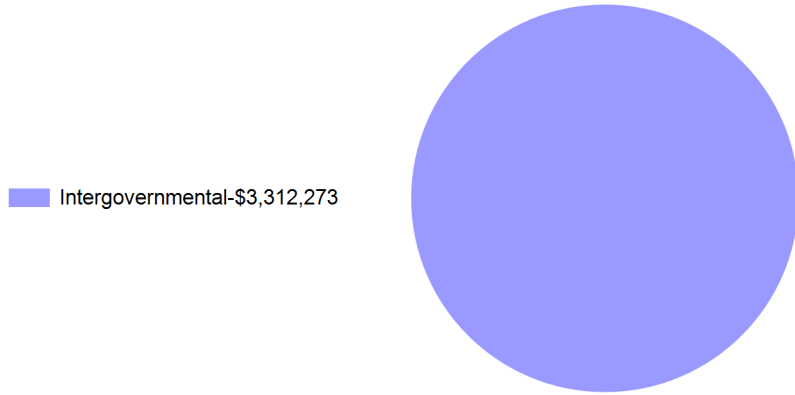
Water Treatment Plant Ops Fund Summary of Cash and Investments

Cash	\$ (153,017)
Investments	-
	\$ (153,017)

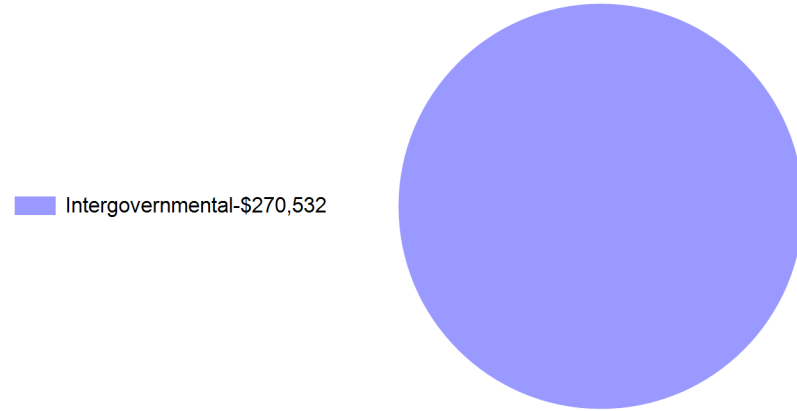
City of Casper, Wyoming Water Treatment Plant Ops Fund Summary of Revenues and Expenditures

For Fiscal Year 2023 as of May 31, 2023
91.67 % OF THE FISCAL YEAR HAS ELAPSED

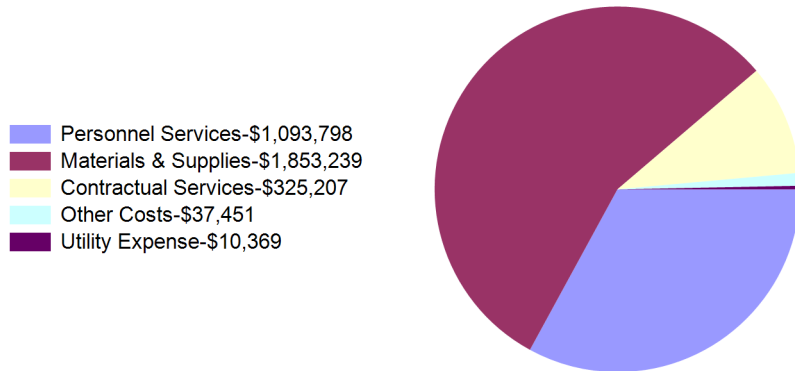
Year To Date Revenues
\$3,312,273



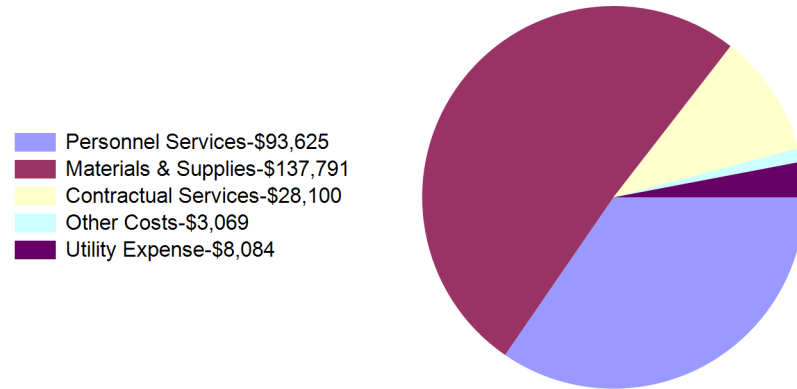
Month To Date Revenues
\$270,532



Year To Date Expenditures
\$3,320,063



Month To Date Expenditures
\$270,670



City of Casper, Wyoming
Sewer Fund Statement of Revenues and Expenditures

For Fiscal Year 2023 as of May 31, 2023
 91.67 % OF THE FISCAL YEAR HAS ELAPSED

	<u>Revised Budget</u>	<u>Current Year To Date</u>	<u>Current Year % of Budget</u>
Revenues:			
Goods and Svcs Rev	\$ 7,009,393	\$ 6,941,820	99.04%
Misc Revenue	64,842	116,629	179.87%
Utility Revenue	40,000	12,789	31.97%
Other Sources	500,000	458,333	91.67%
Total Revenues	\$ 7,614,235	\$ 7,529,571	98.89%

	<u>Revised Budget</u>	<u>Current Year To Date</u>	<u>Current Year % of Budget</u>
Expenditures:			
Personnel Services	\$ 966,865	\$ 776,797	80.34%
Materials & Supplies	124,280	58,281	46.90%
Contractual Services	405,657	351,810	86.73%
Capital Outlay	3,211,875	222,551	6.93%
Transfers Out	-	2,688	
Other Costs	69,206	45,311	65.47%
Utility Expense	5,367,501	4,151,088	77.34%
Total Expenditures	\$ 10,145,383	\$ 5,608,527	55.28%

Net Revenue (Shortfall)	\$ (2,531,148)	\$ 1,921,044	43.61%
--------------------------------	-----------------------	---------------------	---------------

Sewer Fund Summary of Cash and Investments

Cash	\$ 350,966
Investments	8,190,022
	<u>\$ 8,540,988</u>

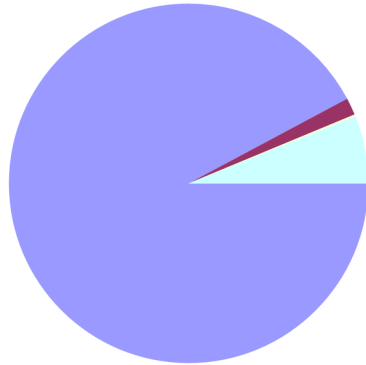
City of Casper, Wyoming

Sewer Fund Summary of Revenues and Expenditures

For Fiscal Year 2023 as of May 31, 2023
91.67 % OF THE FISCAL YEAR HAS ELAPSED

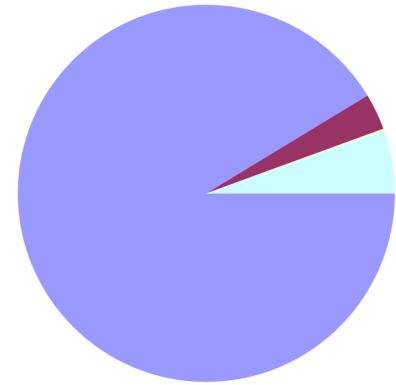
Year To Date Revenues
\$7,529,571

- Goods and Svcs Rev-\$6,941,820
- Misc Revenue-\$116,629
- Utility Revenue-\$12,789
- Other Sources-\$458,333



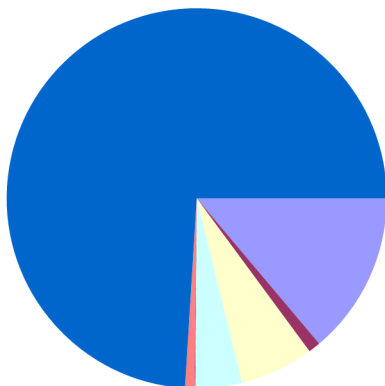
Month To Date Revenues
\$769,286

- Goods and Svcs Rev-\$702,538
- Misc Revenue-\$23,953
- Utility Revenue-\$1,128
- Other Sources-\$41,667



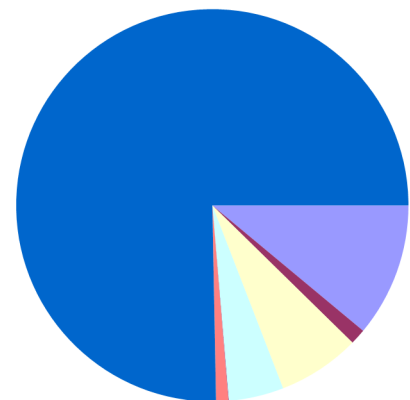
Year To Date Expenditures
\$5,608,527

- Personnel Services-\$776,797
- Materials & Supplies-\$58,281
- Contractual Services-\$351,810
- Capital Outlay-\$222,551
- Transfers Out-\$2,688
- Other Costs-\$45,311
- Utility Expense-\$4,151,088



Month To Date Expenditures
\$571,502

- Personnel Services-\$63,090
- Materials & Supplies-\$7,405
- Contractual Services-\$38,785
- Capital Outlay-\$25,947
- Transfers Out-\$149
- Other Costs-\$5,764
- Utility Expense-\$430,362



City of Casper, Wyoming
Wastewater Treatment Plant Fund Statement of Revenues and Expenditures

For Fiscal Year 2023 as of May 31, 2023
 91.67 % OF THE FISCAL YEAR HAS ELAPSED

	Revised Budget	Current Year To Date	Current Year % of Budget
Revenues:			
Intergovernmental	\$ 13,348,930	\$ 5,457,270	40.88%
Misc Revenue	85,836	168,030	195.76%
Utility Revenue	630,000	552,420	87.69%
Other Sources	608,250	-	0.00%
Total Revenues	\$ 14,673,016	\$ 6,177,720	42.10%
	Revised Budget	Current Year To Date	Current Year % of Budget
Expenditures:			
Personnel Services	\$ 1,713,775	\$ 1,482,341	86.50%
Materials & Supplies	1,183,500	951,618	80.41%
Contractual Services	708,369	585,924	82.71%
Capital Outlay	12,710,673	8,750,017	68.84%
Debt Service	1,060,898	906,203	85.42%
Other Costs	62,802	54,996	87.57%
Utility Expense	58,000	31,395	54.13%
Total Expenditures	\$ 17,498,017	\$ 12,762,495	72.94%
Net Revenue (Shortfall)	\$ (2,825,001)	\$ (6,584,774)	-30.83%

Wastewater Treatment Plant Fund Summary of Cash and Investments

Cash	\$ 119,944
Investments	12,299,499
	\$ 12,419,443

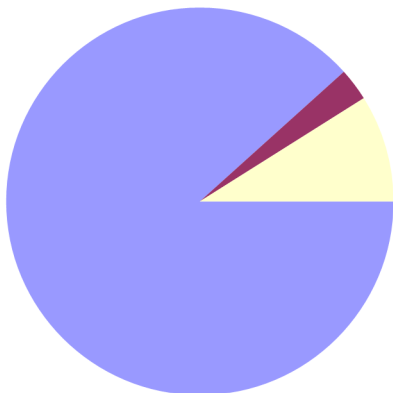
City of Casper, Wyoming

Wastewater Treatment Plant Fund Summary of Revenues and Expenditures

For Fiscal Year 2023 as of May 31, 2023
91.67 % OF THE FISCAL YEAR HAS ELAPSED

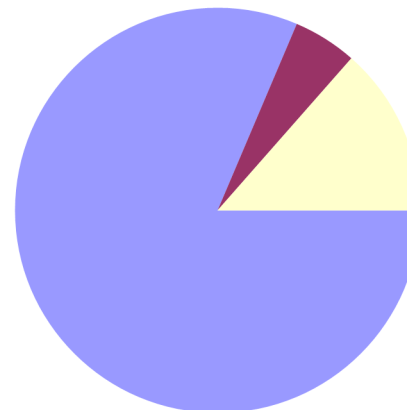
Year To Date Revenues
\$6,177,720

- Intergovernmental-\$5,457,270
- Misc Revenue-\$168,030
- Utility Revenue-\$552,420
- Other Sources-\$0



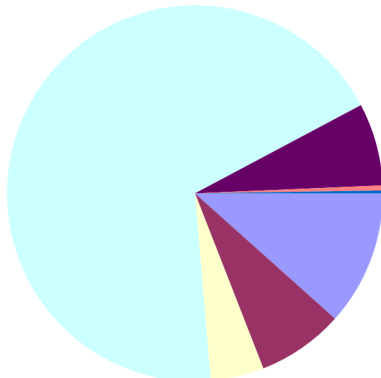
Month To Date Revenues
\$637,563

- Intergovernmental-\$518,942
- Misc Revenue-\$32,468
- Utility Revenue-\$86,154
- Other Sources-\$0



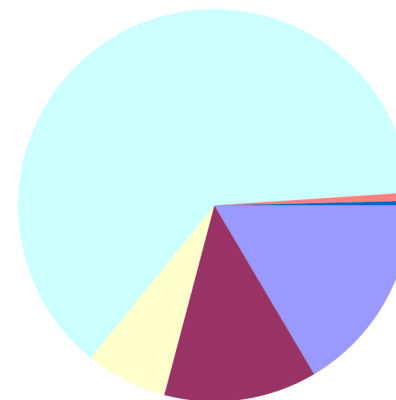
Year To Date Expenditures
\$12,762,495

- Personnel Services-\$1,482,341
- Materials & Supplies-\$951,618
- Contractual Services-\$585,924
- Capital Outlay-\$8,750,017
- Debt Service-\$906,203
- Other Costs-\$54,996
- Utility Expense-\$31,395



Month To Date Expenditures
\$782,998

- Personnel Services-\$129,198
- Materials & Supplies-\$98,754
- Contractual Services-\$52,637
- Capital Outlay-\$494,221
- Debt Service-\$0
- Other Costs-\$5,374
- Utility Expense-\$2,814



City of Casper, Wyoming
Refuse Collection Fund Statement of Revenues and Expenditures

For Fiscal Year 2023 as of May 31, 2023
 91.67 % OF THE FISCAL YEAR HAS ELAPSED

	<u>Revised Budget</u>	<u>Current Year To Date</u>	<u>Current Year % of Budget</u>
Revenues:			
Misc Revenue	\$ 19,482	\$ 54,001	277.18%
Utility Revenue	9,937,700	8,581,361	86.35%
Total Revenues	\$ 9,957,182	\$ 8,635,361	86.72%
	<u>Revised Budget</u>	<u>Current Year To Date</u>	<u>Current Year % of Budget</u>
Expenditures:			
Personnel Services	\$ 2,658,171	\$ 2,487,332	93.57%
Materials & Supplies	710,798	489,915	68.92%
Contractual Services	4,522,606	3,780,667	83.59%
Capital Outlay	3,661,870	1,022,596	27.93%
Transfers Out	25,000	25,000	100.00%
Other Costs	122,443	97,707	79.80%
Utility Expense	3,000	2,306	76.86%
Total Expenditures	\$ 11,703,888	\$ 7,905,523	67.55%
Net Revenue (Shortfall)	\$ (1,746,706)	\$ 729,838	19.18%

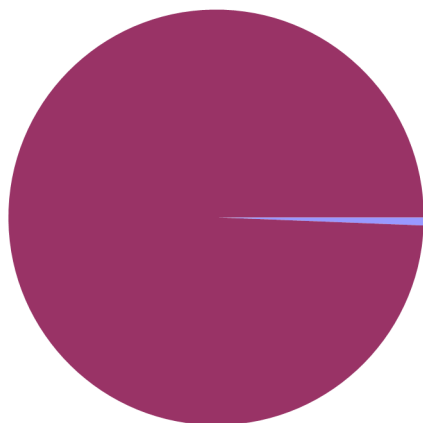
Refuse Collection Fund Summary of Cash and Investments

Cash	\$ 227,442
Investments	4,373,207
	<u>\$ 4,600,649</u>

City of Casper, Wyoming Refuse Collection Fund Summary of Revenues and Expenditures

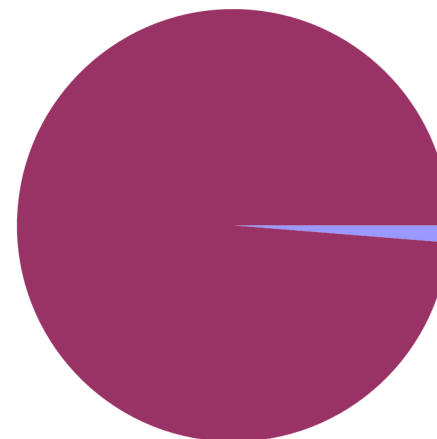
For Fiscal Year 2023 as of May 31, 2023
91.67 % OF THE FISCAL YEAR HAS ELAPSED

Year To Date Revenues
\$8,635,361



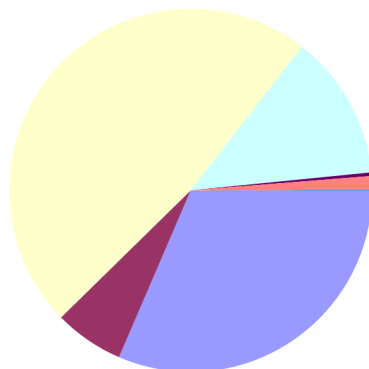
Misc Revenue-\$54,001
Utility Revenue-\$8,581,361

Month To Date Revenues
\$861,900



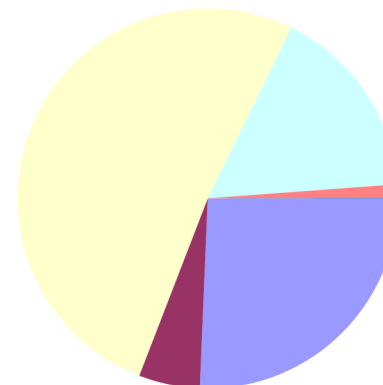
Misc Revenue-\$10,951
Utility Revenue-\$850,949

Year To Date Expenditures
\$7,905,523



Personnel Services-\$2,487,332
Materials & Supplies-\$489,915
Contractual Services-\$3,780,667
Capital Outlay-\$1,022,596
Transfers Out-\$25,000
Other Costs-\$97,707
Utility Expense-\$2,306

Month To Date Expenditures
\$768,855



Personnel Services-\$197,285
Materials & Supplies-\$40,036
Contractual Services-\$395,066
Capital Outlay-\$127,396
Transfers Out-\$0
Other Costs-\$8,856
Utility Expense-\$216

City of Casper, Wyoming
Balefill Fund Statement of Revenues and Expenditures
For Fiscal Year 2023 as of May 31, 2023
91.67 % OF THE FISCAL YEAR HAS ELAPSED

	<u>Revised Budget</u>	<u>Current Year To Date</u>	<u>Current Year % of Budget</u>
Revenues:			
Intergovernmental	\$ 2,591,623	\$ 65,567	2.53%
Goods and Svcs Rev	225,600	230,476	102.16%
Misc Revenue	127,216	161,329	126.81%
Utility Revenue	7,848,700	5,618,239	71.58%
Total Revenues	\$ 10,793,139	\$ 6,075,610	56.29%

	<u>Revised Budget</u>	<u>Current Year To Date</u>	<u>Current Year % of Budget</u>
Expenditures:			
Personnel Services	\$ 2,423,840	\$ 2,235,584	92.23%
Materials & Supplies	1,723,184	1,077,518	62.53%
Contractual Services	2,186,380	1,589,230	72.69%
Capital Outlay	10,281,422	4,646,896	45.20%
Debt Service	482,347	482,346	100.00%
Transfers Out	30,000	10,000	33.33%
Other Costs	156,539	135,818	86.76%
Utility Expense	22,550	20,681	91.71%
Total Expenditures	\$ 17,306,262	\$ 10,198,074	58.93%
Net Revenue (Shortfall)	\$ (6,513,123)	\$ (4,122,464)	-2.64%

Balefill Fund Summary of Cash and Investments


Cash	\$ 46,997
Investments	9,176,073
	<u>\$ 9,223,069</u>

City of Casper, Wyoming Balefill Fund Summary of Revenues and Expenditures

For Fiscal Year 2023 as of May 31, 2023
91.67 % OF THE FISCAL YEAR HAS ELAPSED

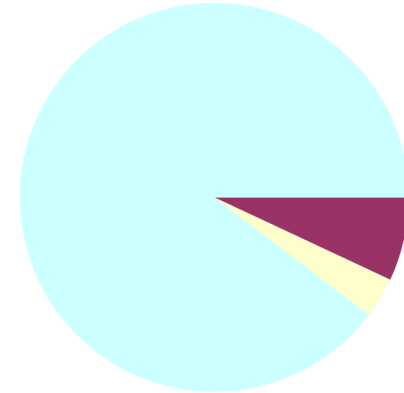
Year To Date Revenues
\$6,075,610

- Intergovernmental-\$65,567
- Goods and Svcs Rev-\$230,476
- Misc Revenue-\$161,329
- Utility Revenue-\$5,618,239



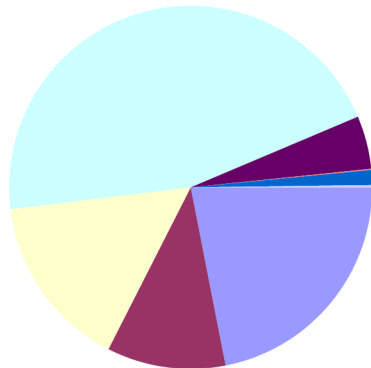
Month To Date Revenues
\$723,456

- Intergovernmental-\$0
- Goods and Svcs Rev-\$50,397
- Misc Revenue-\$24,371
- Utility Revenue-\$648,687



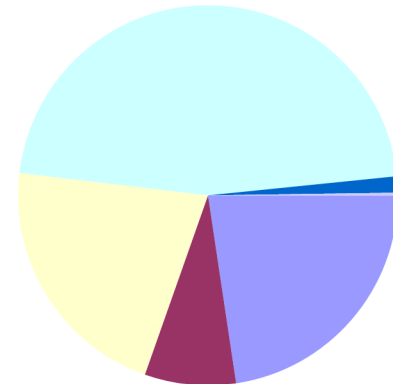
Year To Date Expenditures
\$10,198,074

- Personnel Services-\$2,235,584
- Materials & Supplies-\$1,077,518
- Contractual Services-\$1,589,230
- Capital Outlay-\$4,646,896
- Debt Service-\$482,346
- Transfers Out-\$10,000
- Other Costs-\$135,818
- Utility Expense-\$20,681



Month To Date Expenditures
\$812,496

- Personnel Services-\$183,862
- Materials & Supplies-\$63,113
- Contractual Services-\$174,550
- Capital Outlay-\$377,920
- Debt Service-\$0
- Transfers Out-\$0
- Other Costs-\$11,240
- Utility Expense-\$1,809



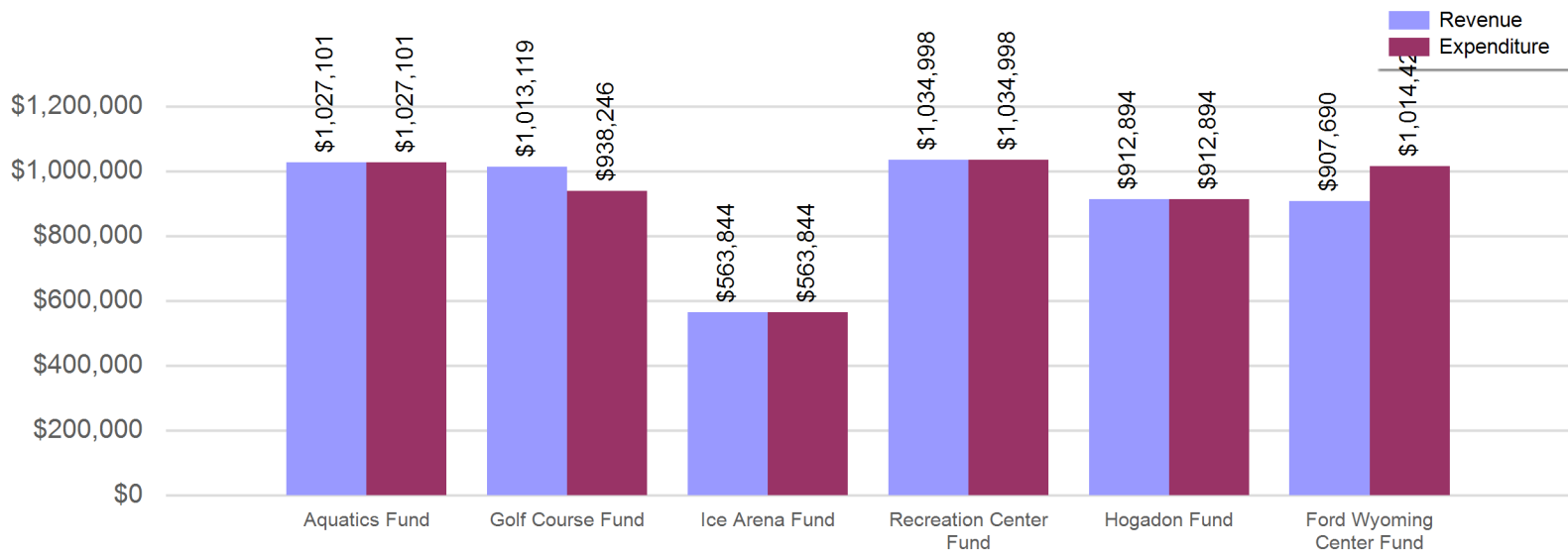
City of Casper, Wyoming
Parks & Recreation Enterprise Funds Consolidated Balance Sheet

For Fiscal Year 2023 as of May 31, 2023
91.67 % OF THE FISCAL YEAR HAS ELAPSED

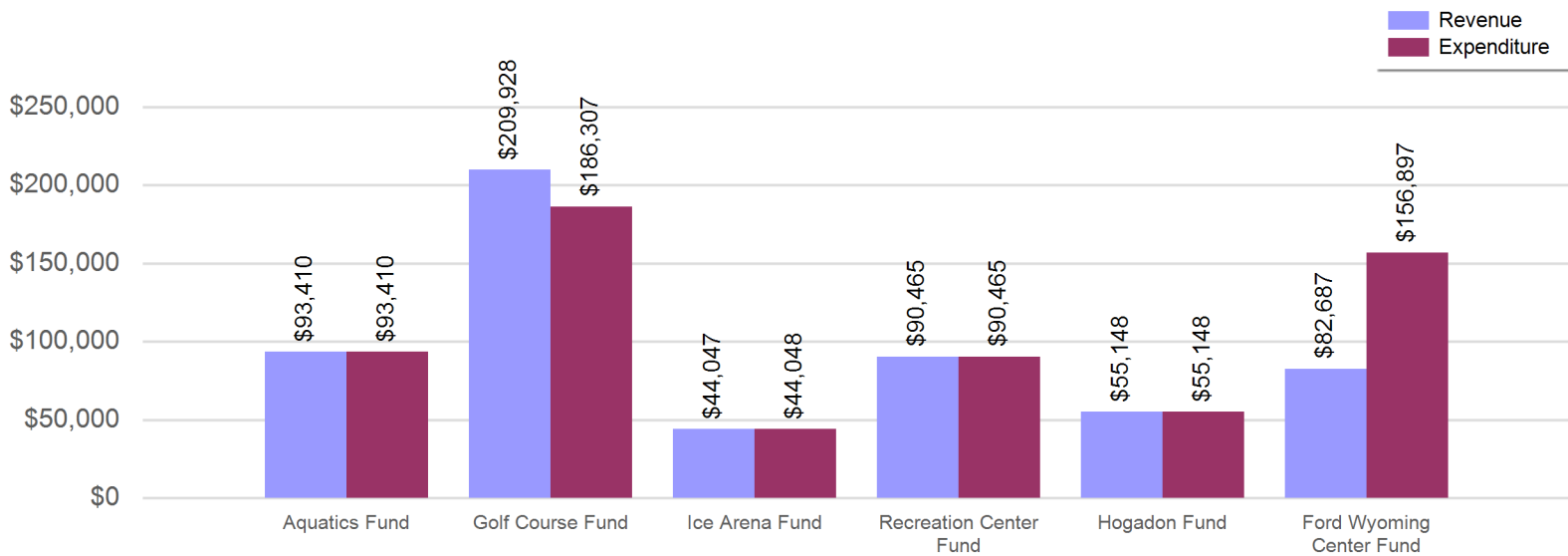
	Aquatics Fund	Golf Course Fund	Ice Arena Fund	Recreation Center Fund	Hogadon Fund	Ford Wyoming Center Fund
ASSETS						
Current Assets						
Cash	\$ (41,811)	\$ 601,410	\$ (6,687)	\$ 156,884	\$ 57,624	\$ 1,392,763
Inventory		55,266			13,764	
Accounts Receivable		2,811	8,508	2,186	-	-
Lease Receivable - Short Term		31,822				14,622
Total Current Assets	(41,811)	691,308	1,821	159,069	71,388	1,407,385
Capital Assets						
Land, Buildings & Improvements	14,432,867	7,097,801	5,328,515	7,333,709	10,372,812	34,054,865
Equipment	39,801	1,137,319	288,261	287,320	2,264,724	1,378,791
Accumulated Depreciation	(3,600,173)	(5,318,800)	(1,918,371)	(4,888,425)	(3,889,950)	(22,664,591)
Total Capital Assets	10,872,495	2,916,320	3,698,406	2,732,604	8,747,586	12,769,065
Non-Current Assets						
Lease Receivable - Long Term		23,792				163,470
Total Assets	\$ 10,830,684	\$ 3,631,420	\$ 3,700,227	\$ 2,891,673	\$ 8,818,975	\$ 14,339,920
DEFERRED OUTFLOWS OF RESOURCES						
Total Deferred Outflows Of Resources	\$ 21,531	\$ 49,044	\$ 21,531	\$ 92,904	\$ 51,835	\$
LIABILITIES						
Current Liabilities						
Accounts Payable	\$ 19,347	\$ 30,170	\$ 6,580	\$ 26,239	\$ 24,761	\$ 1,475,276
Accrued Wages and Benefits Payable	30,448	22,749	10,023	48,057	12,390	
Deferred Revenue		4,620		156,500		
Unearned Revenue						-
Total Current Liabilities	49,795	57,539	16,603	230,796	37,150	1,475,276
Non-Current Liabilities						
Accrued Comp ABS	10,307	18,620	5,772	28,685	22,257	
Net Pension Liability	82,624	188,199	82,624	356,508	198,910	
Net OPEB Liability	-	-	-	-	-	
Total Non-Current Liabilities	92,931	206,820	88,397	385,193	221,167	
Total Liabilities	\$ 142,726	\$ 264,359	\$ 105,000	\$ 615,989	\$ 258,318	\$ 1,475,276
DEFERRED INFLOWS OF RESOURCES						
Total Deferred Inflows Of Resources	\$ 63,268	\$ 199,356	\$ 63,268	\$ 272,988	\$ 152,311	\$ 173,096
NET POSITION						
Net Investment in Capital Assets	\$ 10,872,495	\$ 2,971,934	\$ 3,698,406	\$ 2,732,604	\$ 8,747,586	\$ 12,947,157
Unrestricted	(226,273)	244,816	(144,915)	(637,003)	(287,405)	(255,609)
Total Net Position	\$ 10,646,222	\$ 3,216,750	\$ 3,553,490	\$ 2,095,601	\$ 8,460,181	\$ 12,691,548

City of Casper, Wyoming
Parks & Recreation Enterprise Funds Revenue and Expenditure Comparison
 For Fiscal Year 2023 as of May 31, 2023
 91.67 % OF THE FISCAL YEAR HAS ELAPSED

Parks & Recreation Enterprise Funds YTD Revenue and Expenditure Comparison



Parks & Recreation Enterprise Funds MTD Revenue and Expenditure Comparison



**City of Casper, Wyoming
Aquatics Fund Statement of Revenues and Expenditures**

For Fiscal Year 2023 as of May 31, 2023
91.67 % OF THE FISCAL YEAR HAS ELAPSED

	<u>Revised Budget</u>	<u>Current Year To Date</u>	<u>Current Year % of Budget</u>
Revenues:			
Goods and Svcs Rev	\$ 573,562	\$ 372,435	64.93%
Misc Revenue	62,200	60,744	97.66%
Other Sources	592,913	593,923	100.17%
Total Revenues	\$ 1,228,675	\$ 1,027,101	83.59%

	<u>Revised Budget</u>	<u>Current Year To Date</u>	<u>Current Year % of Budget</u>
Expenditures:			
Personnel Services	\$ 715,366	\$ 503,642	70.40%
Materials & Supplies	256,899	281,719	109.66%
Contractual Services	170,030	154,261	90.73%
Other Costs	60,714	54,019	88.97%
Utility Expense	25,666	33,460	130.37%
Total Expenditures	\$ 1,228,675	\$ 1,027,101	83.59%
Net Revenue (Shortfall)	\$ -	\$ -	0.00%

Cost Recovery 42.17 %

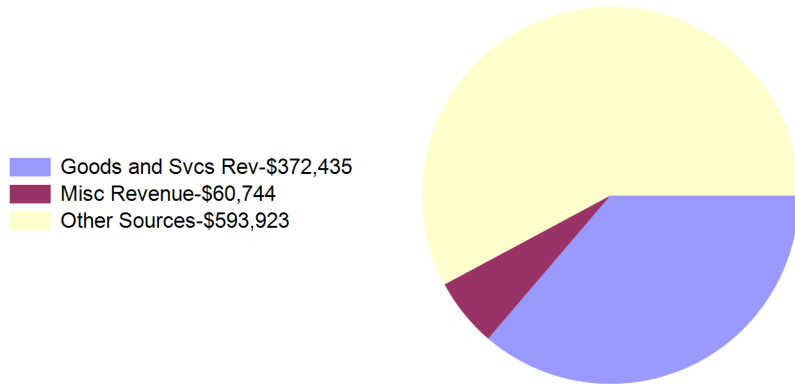
Aquatics Fund Summary of Cash and Investments

Cash	\$ (41,811)
Investments	-
	<u>\$ (41,811)</u>

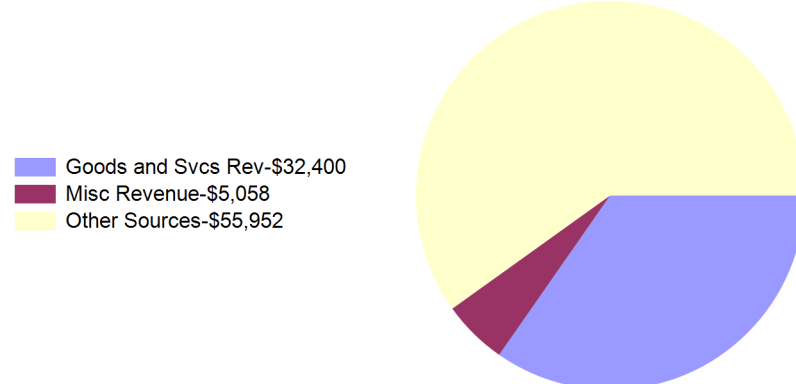
City of Casper, Wyoming Aquatics Fund Summary of Revenues and Expenditures

For Fiscal Year 2023 as of May 31, 2023
91.67 % OF THE FISCAL YEAR HAS ELAPSED

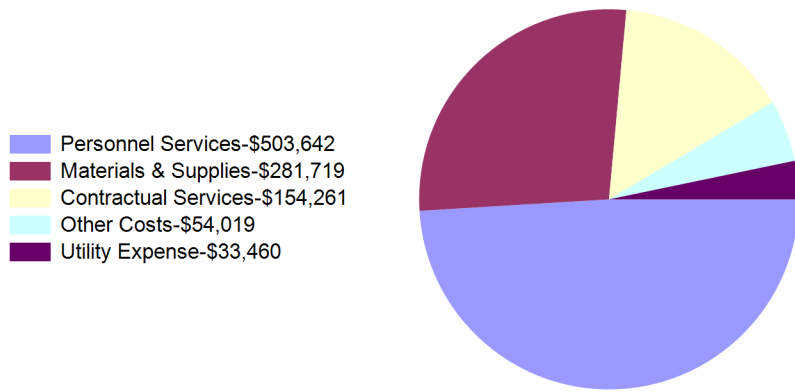
Year To Date Revenues
\$1,027,101



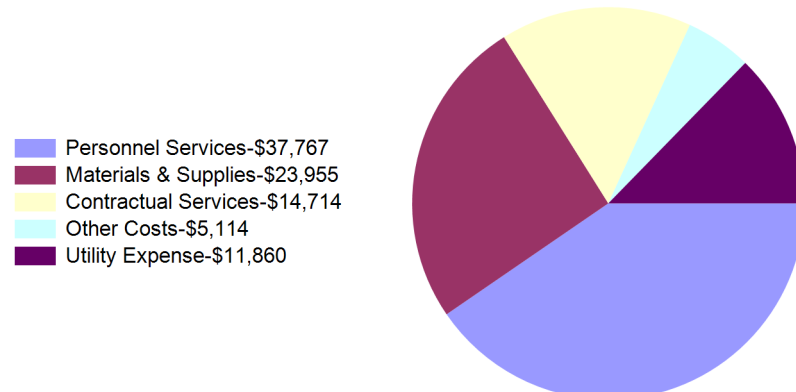
Month To Date Revenues
\$93,410



Year To Date Expenditures
\$1,027,101



Month To Date Expenditures
\$93,410



City of Casper, Wyoming
Golf Fund Statement of Revenues and Expenditures

For Fiscal Year 2023 as of May 31, 2023
 91.67 % OF THE FISCAL YEAR HAS ELAPSED

	<u>Revised Budget</u>	<u>Current Year To Date</u>	<u>Current Year % of Budget</u>
Revenues:			
Goods and Svcs Rev	\$ 689,000	\$ 731,632	106.19%
Misc Revenue	269,000	281,486	104.64%
Total Revenues	\$ 958,000	\$ 1,013,119	105.75%

	<u>Revised Budget</u>	<u>Current Year To Date</u>	<u>Current Year % of Budget</u>
Expenditures:			
Personnel Services	\$ 534,409	\$ 468,965	87.75%
Materials & Supplies	150,834	137,978	91.48%
Contractual Services	238,989	195,899	81.97%
Capital Outlay	28,981	4,174	14.40%
Transfers Out	88,000	88,000	100.00%
Other Costs	25,319	22,382	88.40%
Utility Expense	12,800	20,849	162.88%
Total Expenditures	\$ 1,079,332	\$ 938,246	86.93%

Net Revenue (Shortfall)	\$ (121,332)	\$ 74,873	18.83%
--------------------------------	---------------------	------------------	---------------

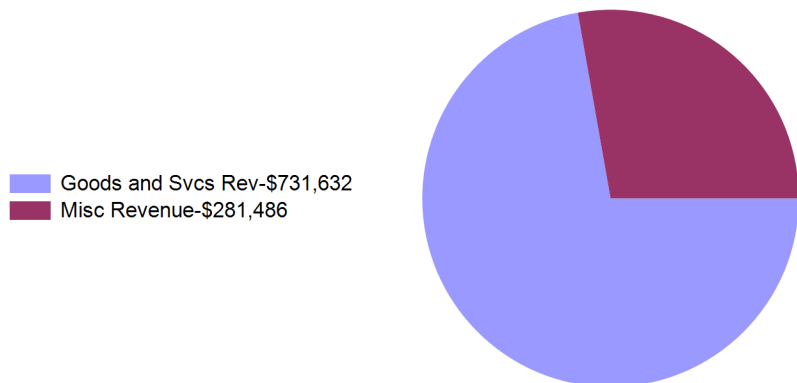
Golf Fund Summary of Cash and Investments

Cash	\$ 601,410
Investments	-
	<u>\$ 601,410</u>

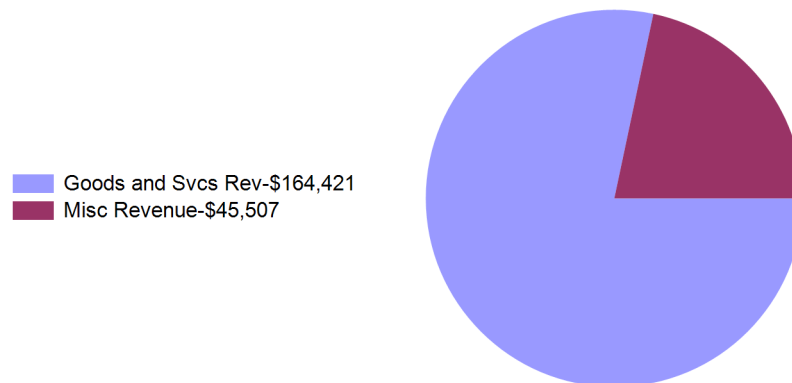
City of Casper, Wyoming Golf Fund Summary of Revenues and Expenditures

For Fiscal Year 2023 as of May 31, 2023
91.67 % OF THE FISCAL YEAR HAS ELAPSED

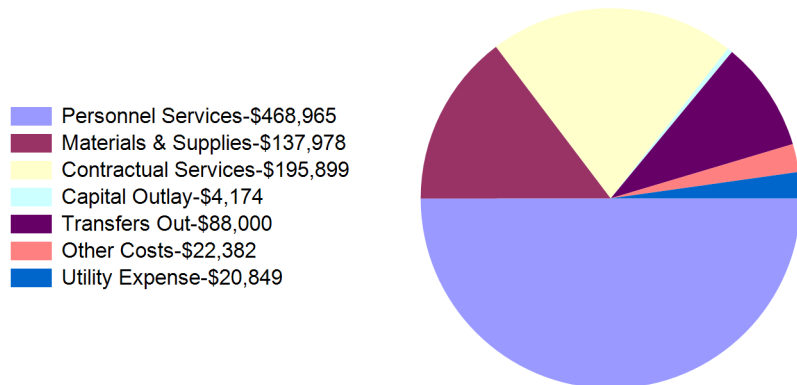
Year To Date Revenues
\$1,013,119



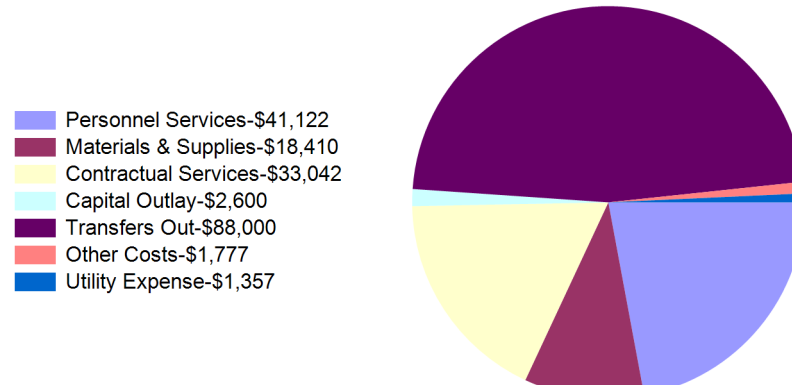
Month To Date Revenues
\$209,928



Year To Date Expenditures
\$938,246



Month To Date Expenditures
\$186,307



City of Casper, Wyoming
Ice Arena Fund Statement of Revenues and Expenditures
For Fiscal Year 2023 as of May 31, 2023
91.67 % OF THE FISCAL YEAR HAS ELAPSED

	Revised Budget	Current Year To Date	Current Year % of Budget
Revenues:			
Goods and Svcs Rev	\$ 328,325	\$ 341,347	103.97%
Misc Revenue	28,000	29,086	103.88%
Other Sources	241,687	193,410	80.03%
Total Revenues	\$ 598,012	\$ 563,844	94.29%
	Revised Budget	Current Year To Date	Current Year % of Budget
Expenditures:			
Personnel Services	\$ 317,830	\$ 306,858	96.55%
Materials & Supplies	136,681	141,799	103.74%
Contractual Services	98,877	76,851	77.72%
Other Costs	28,024	25,153	89.75%
Utility Expense	16,600	13,183	79.42%
Total Expenditures	\$ 598,012	\$ 563,844	94.29%
Net Revenue (Shortfall)	\$ -	\$ -	0.00%
Cost Recovery	65.70 %		

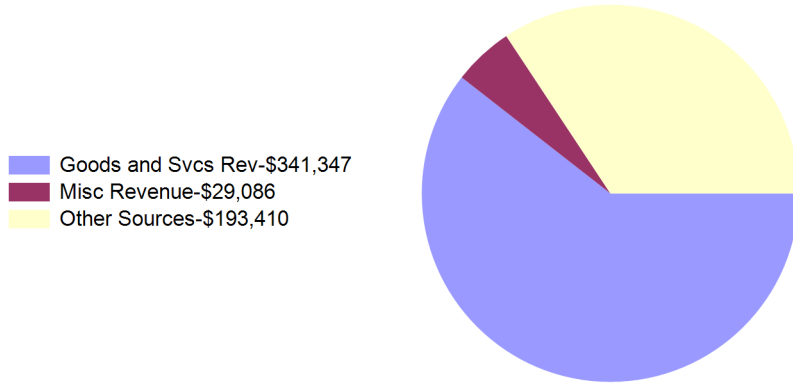
Ice Arena Fund Summary of Cash and Investments

Cash	\$ (6,687)
Investments	-
	\$ (6,687)

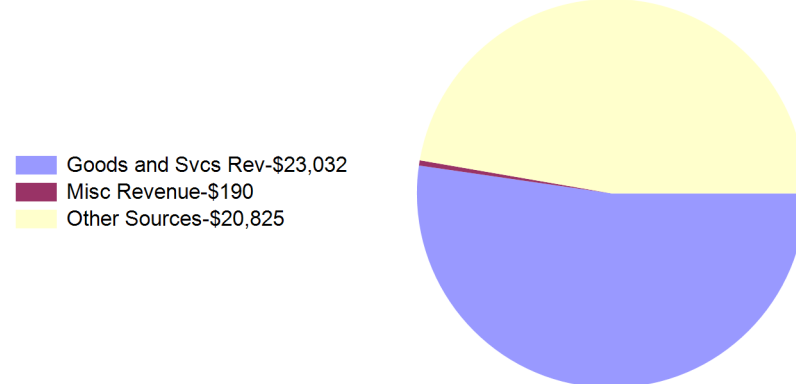
City of Casper, Wyoming Ice Arena Fund Summary of Revenues and Expenditures

For Fiscal Year 2023 as of May 31, 2023
91.67 % OF THE FISCAL YEAR HAS ELAPSED

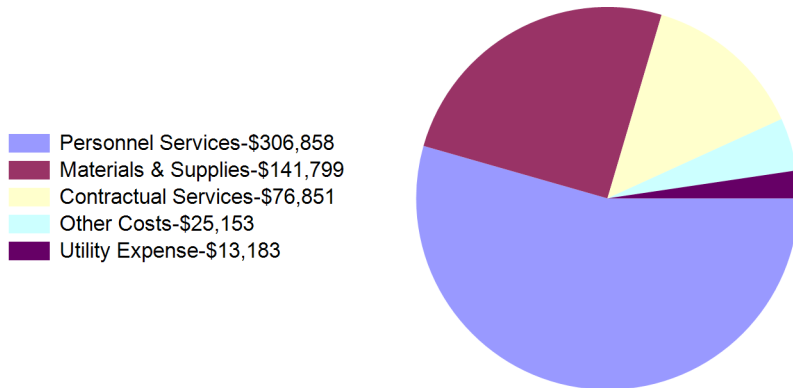
Year To Date Revenues
\$563,844



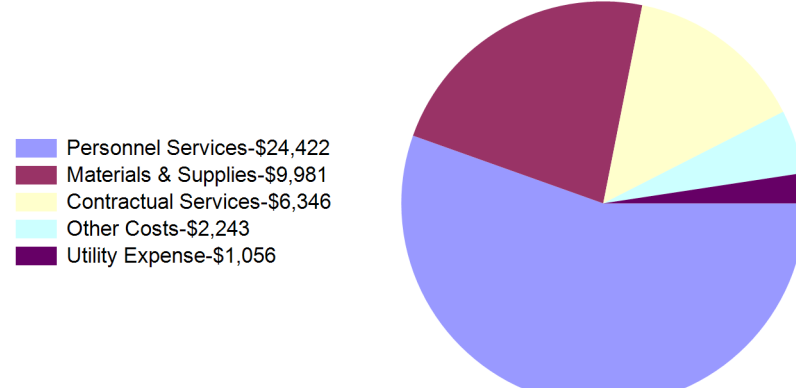
Month To Date Revenues
\$44,047



Year To Date Expenditures
\$563,844



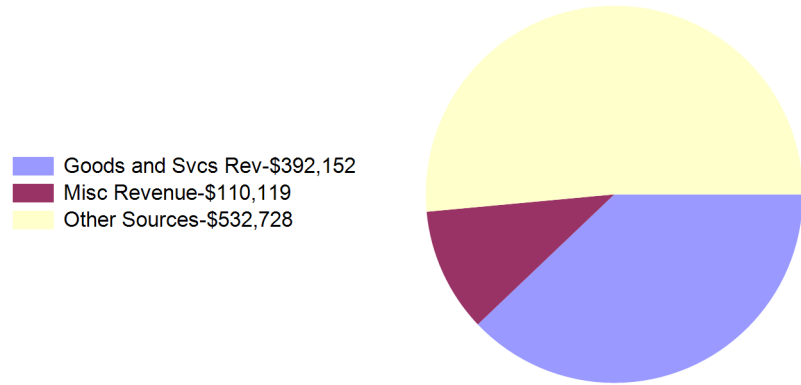
Month To Date Expenditures
\$44,048



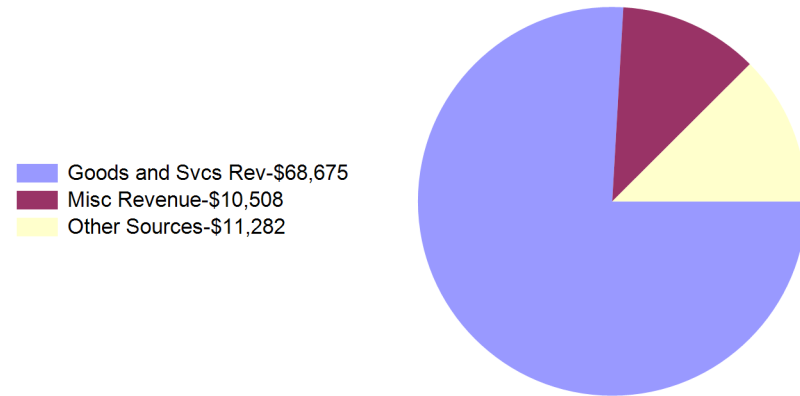
City of Casper, Wyoming Recreation Center Fund Summary of Revenues and Expenditures

For Fiscal Year 2023 as of May 31, 2023
91.67 % OF THE FISCAL YEAR HAS ELAPSED

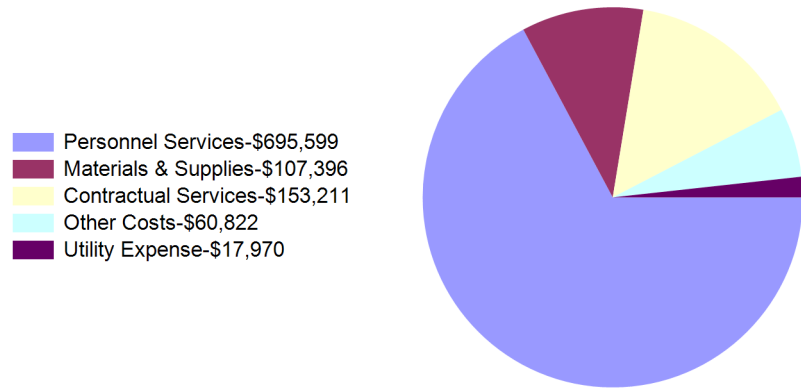
Year To Date Revenues
\$1,034,998



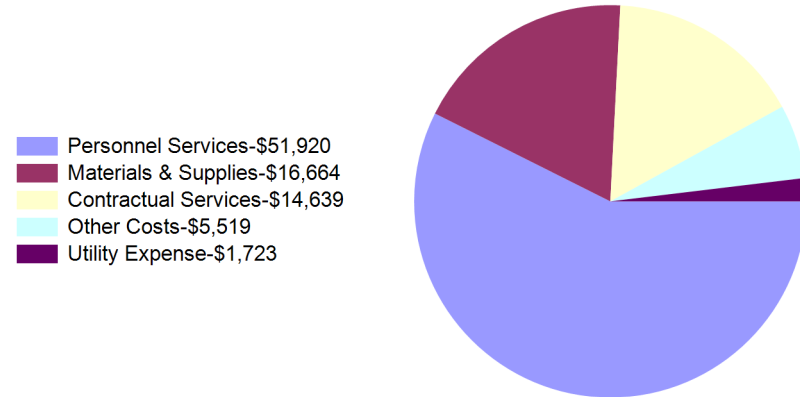
Month To Date Revenues
\$90,465



Year To Date Expenditures
\$1,034,998



Month To Date Expenditures
\$90,465



City of Casper, Wyoming
Hogadon Fund Statement of Revenues and Expenditures
For Fiscal Year 2023 as of May 31, 2023
91.67 % OF THE FISCAL YEAR HAS ELAPSED

	Revised Budget	Current Year To Date	Current Year % of Budget
Revenues:			
Goods and Svcs Rev	\$ 609,500	\$ 751,827	123.35%
Misc Revenue	39,000	29,609	75.92%
Other Sources	389,719	131,458	33.73%
Total Revenues	\$ 1,038,219	\$ 912,894	87.93%

	Revised Budget	Current Year To Date	Current Year % of Budget
Expenditures:			
Personnel Services	\$ 528,596	\$ 490,779	92.85%
Materials & Supplies	246,428	216,176	87.72%
Contractual Services	187,831	138,808	73.90%
Other Costs	72,364	65,652	90.72%
Utility Expense	3,000	1,479	49.30%
Total Expenditures	\$ 1,038,219	\$ 912,894	87.93%

Net Revenue (Shortfall) \$ - \$ - **0.00%**

Cost Recovery **85.60 %**

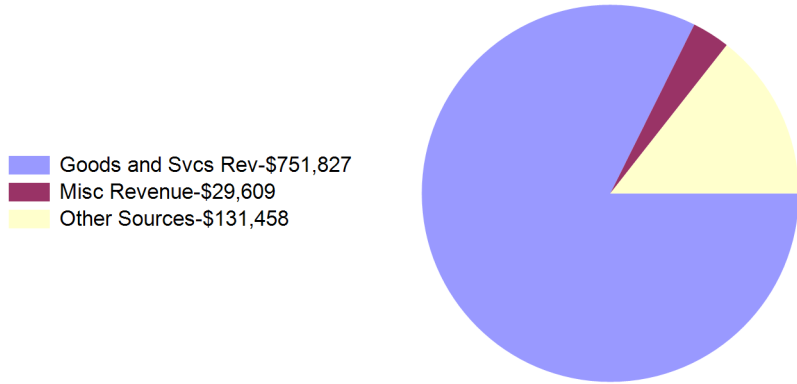
Hogadon Fund Summary of Cash and Investments

Cash	\$ 57,624
Investments	-
	<u>\$ 57,624</u>


City of Casper, Wyoming Hogadon Fund Summary of Revenues and Expenditures

For Fiscal Year 2023 as of May 31, 2023
91.67 % OF THE FISCAL YEAR HAS ELAPSED

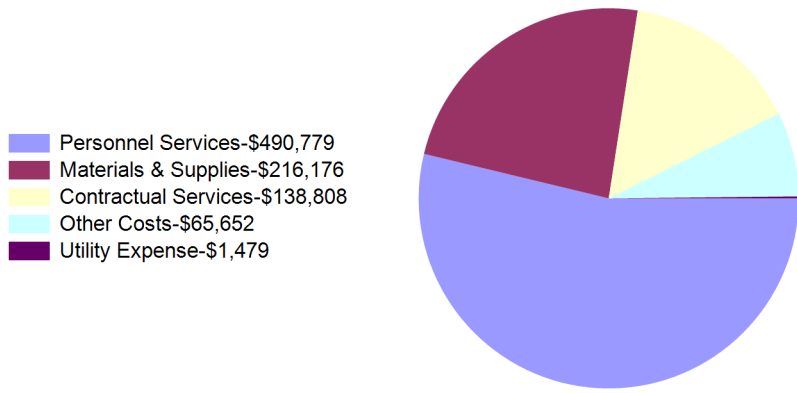
Year To Date Revenues
\$912,894



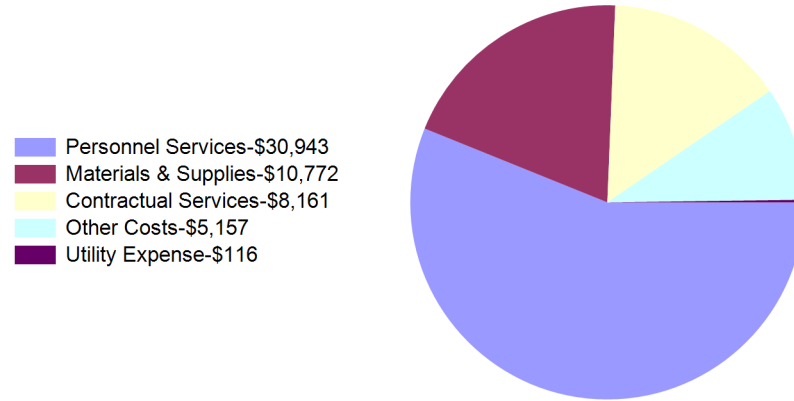
Month To Date Revenues
\$55,148



Year To Date Expenditures
\$912,894



Month To Date Expenditures
\$55,148



City of Casper, Wyoming
Ford Wyoming Center Statement of Revenues and Expenditures

For Fiscal Year 2023 as of May 31, 2023
 91.67 % OF THE FISCAL YEAR HAS ELAPSED

	<u>Revised Budget</u>	<u>Current Year To Date</u>	<u>Current Year % of Budget</u>
Revenues:			
Intergovernmental	\$ 77,165	\$ -	0.00%
Misc Revenue	15,870	12,704	80.05%
Other Sources	976,349	894,987	91.67%
Total Revenues	\$ 1,069,384	\$ 907,690	84.88%

	<u>Revised Budget</u>	<u>Current Year To Date</u>	<u>Current Year % of Budget</u>
Expenditures:			
Materials & Supplies	\$ 9,456	\$ -	0.00%
Contractual Services	979,940	938,365	95.76%
Capital Outlay	62,195	195	0.31%
Other Costs	82,763	75,866	91.67%
Total Expenditures	\$ 1,134,354	\$ 1,014,427	89.43%
Net Revenue (Shortfall)	\$ (64,970)	\$ (106,737)	-4.55%

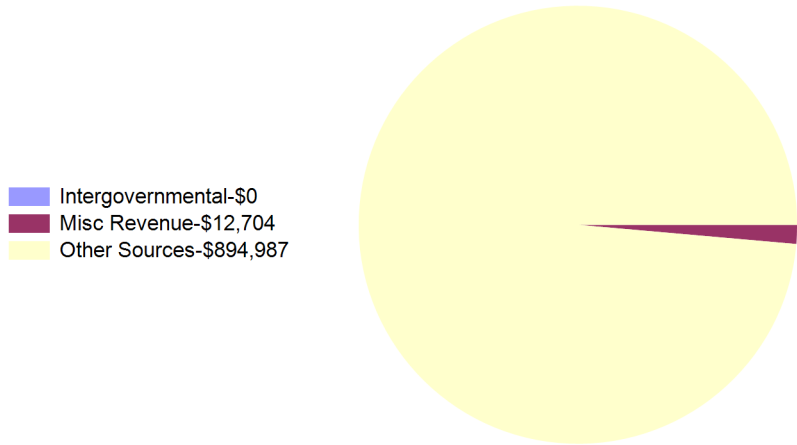
Ford Wyoming Center Summary of Cash and Investments

Cash	\$ 1,392,763
	<u>\$ 1,392,763</u>

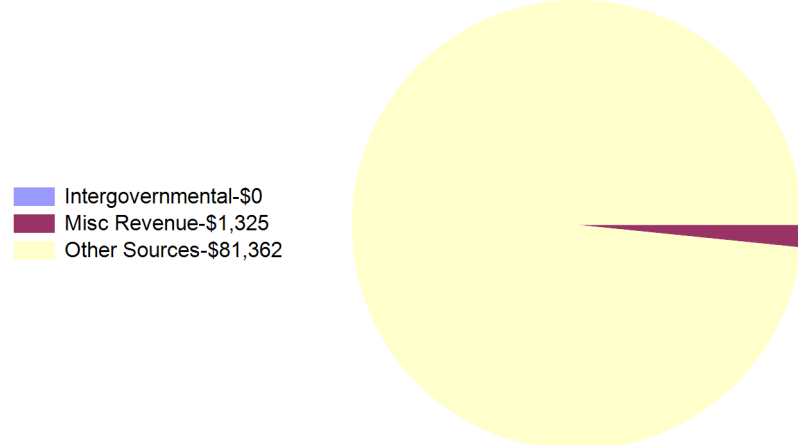
City of Casper, Wyoming Ford Wyoming Center Summary of Revenues and Expenditures

For Fiscal Year 2023 as of May 31, 2023
91.67 % OF THE FISCAL YEAR HAS ELAPSED

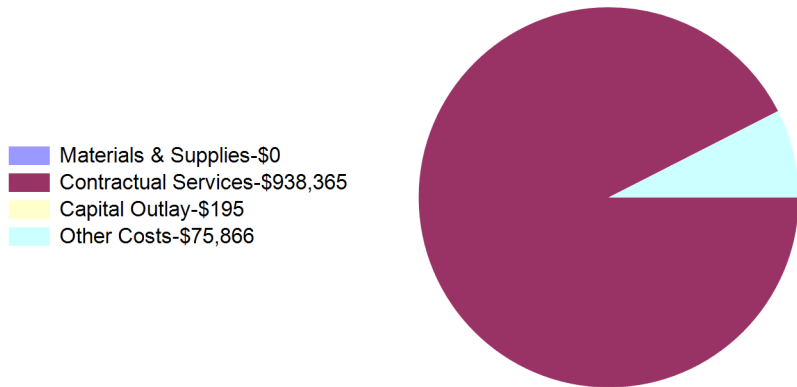
Year To Date Revenues
\$907,690



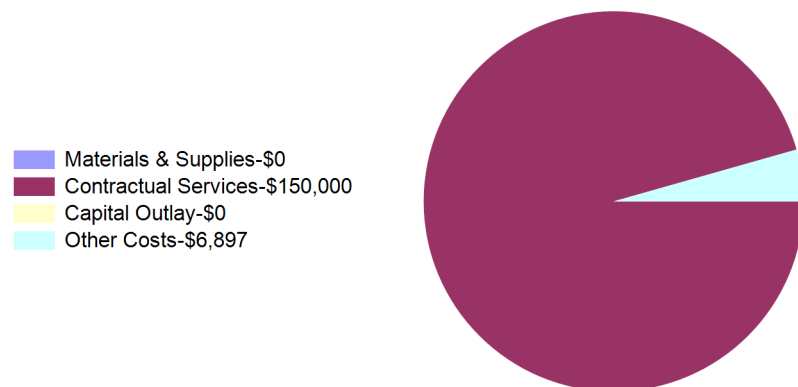
Month To Date Revenues
\$82,687



Year To Date Expenditures
\$1,014,427



Month To Date Expenditures
\$156,897

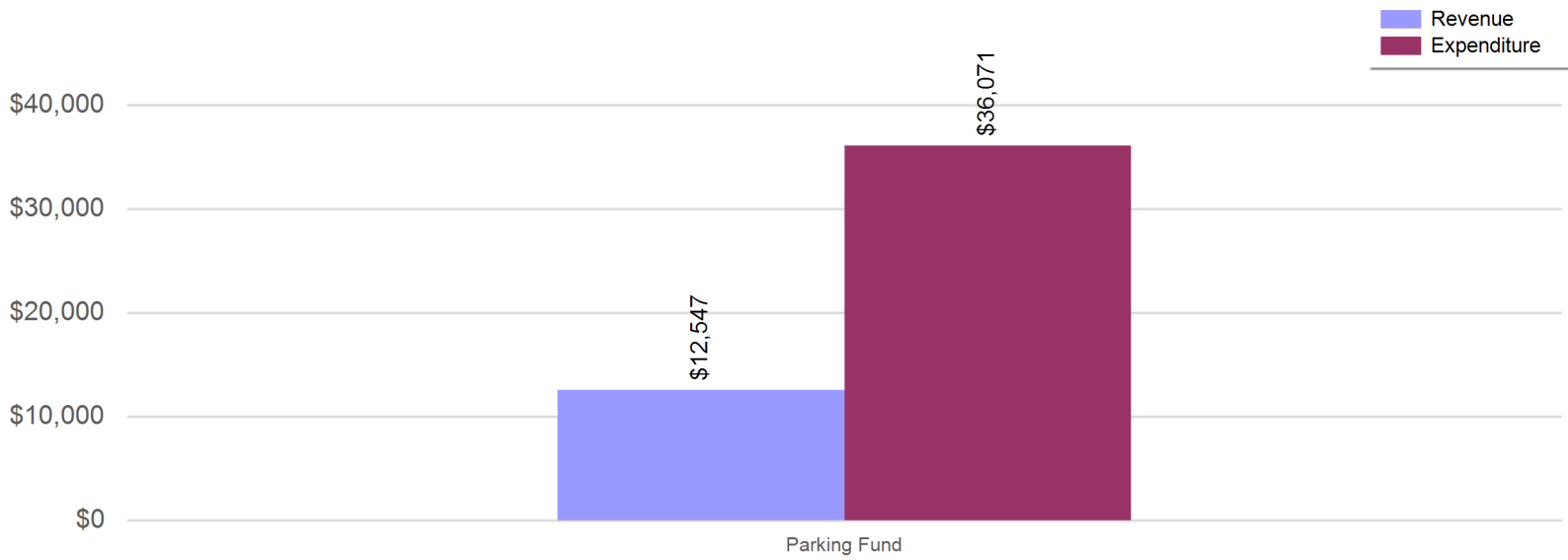


City of Casper, Wyoming
Other Enterprise Funds Balance Sheet
For Fiscal Year 2023 as of May 31, 2023
91.67 % OF THE FISCAL YEAR HAS ELAPSED

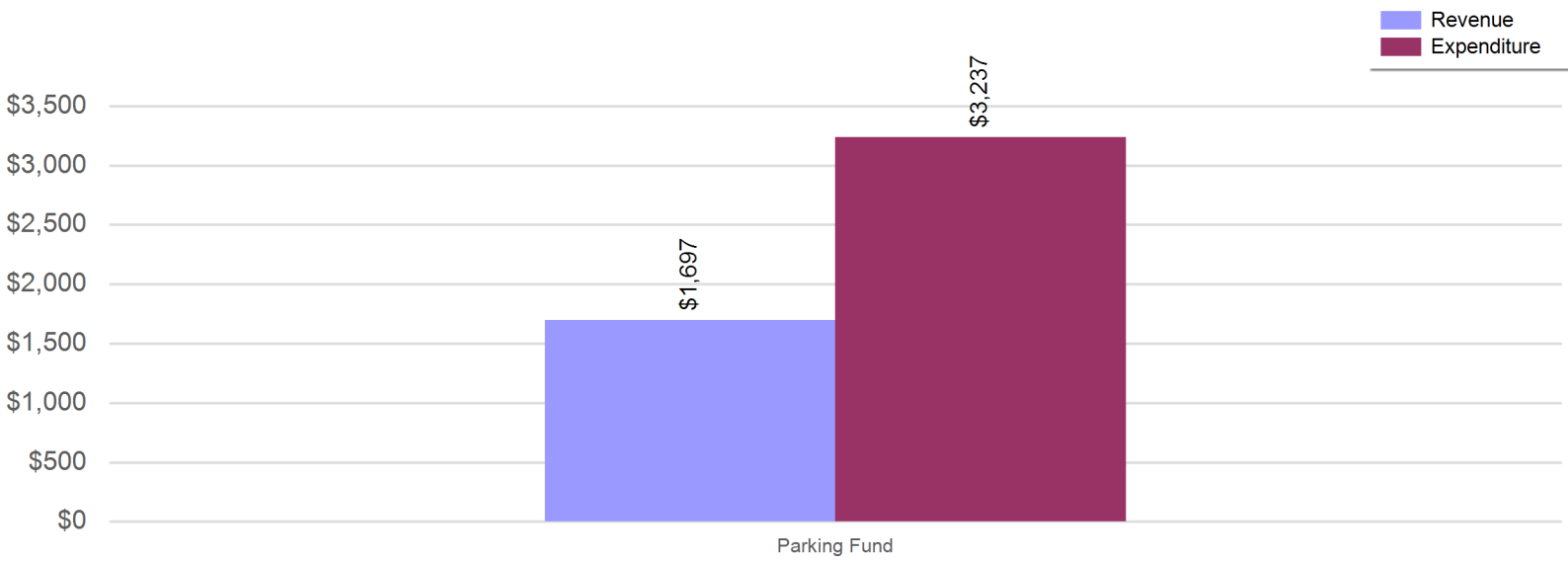
	Parking Fund
ASSETS	
Current Assets	
Cash	\$ 3,846
Investments	130,554
Market Adjustments	-
Accounts Receivable	692
Lease Receivable - Short Term	12,396
Total Current Assets	147,489
Capital Assets	
Land, Buildings & Improvements	2,981,187
Equipment	55,379
Accumulated Depreciation	(2,145,091)
Total Capital Assets	891,474
Non-Current Assets	
Lease Receivable - Long Term	246,031
Total Assets	\$ 1,284,994
LIABILITIES	
Current Liabilities	
Accounts Payable	\$ 11
Total Current Liabilities	11
Total Liabilities	\$ 11
DEFERRED INFLOWS OF RESOURCES	
Total Deferred Inflows Of Resources	\$ 252,202
NET POSITION	
Net Investment in Capital Assets	\$ 1,149,901
Unrestricted	(117,121)
Total Net Position	\$ 1,032,781

City of Casper, Wyoming
Other Enterprise Funds Revenue and Expenditure Comparison
For Fiscal Year 2023 as of May 31, 2023
91.67 % OF THE FISCAL YEAR HAS ELAPSED

Other Enterprise Funds YTD Revenue and Expenditure Comparison



Other Enterprise Funds MTD Revenue and Expenditure Comparison



City of Casper, Wyoming
Parking Lots Statement of Revenues and Expenditures

For Fiscal Year 2023 as of May 31, 2023
 91.67 % OF THE FISCAL YEAR HAS ELAPSED

	<u>Revised Budget</u>	<u>Current Year To Date</u>	<u>Current Year % of Budget</u>
Revenues:			
Goods and Svcs Rev	\$ 1,500	\$ 1,450	96.67%
Misc Revenue	15,477	11,097	71.70%
Total Revenues	\$ 16,977	\$ 12,547	73.90%
Expenditures:			
Contractual Services	\$ 47,924	\$ 33,631	70.17%
Other Costs	2,663	2,441	91.66%
Total Expenditures	\$ 50,587	\$ 36,071	71.31%
Net Revenue (Shortfall)	\$ (33,610)	\$ (23,525)	2.60%

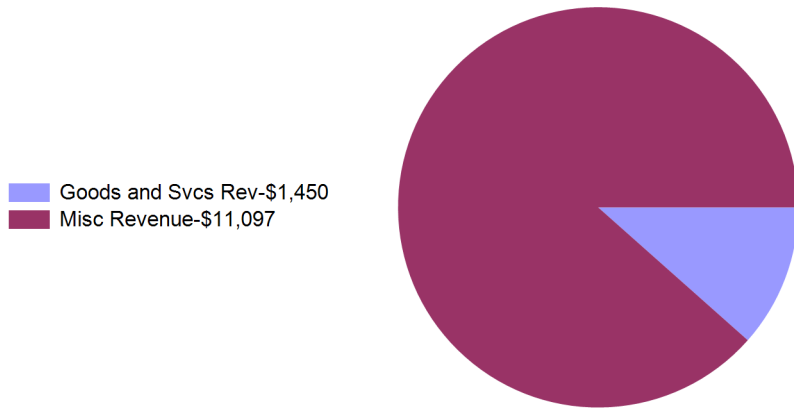
Parking Lots Summary of Cash and Investments

Cash	\$ 3,846
Investments	130,554
	<u>\$ 134,401</u>

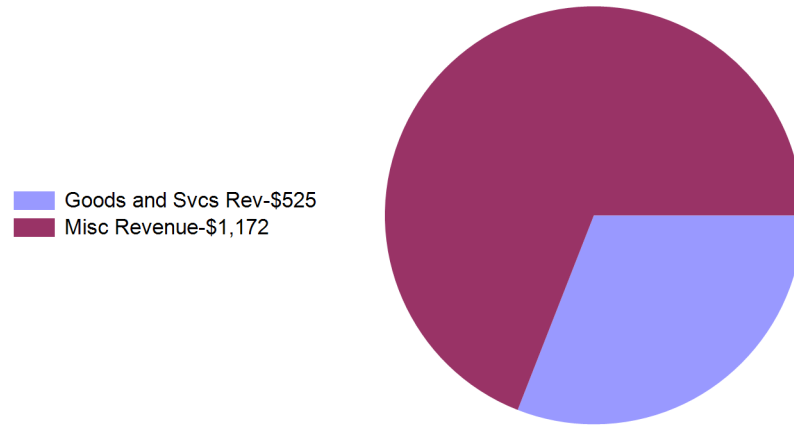
City of Casper, Wyoming Parking Lots Summary of Revenues and Expenditures

For Fiscal Year 2023 as of May 31, 2023
91.67 % OF THE FISCAL YEAR HAS ELAPSED

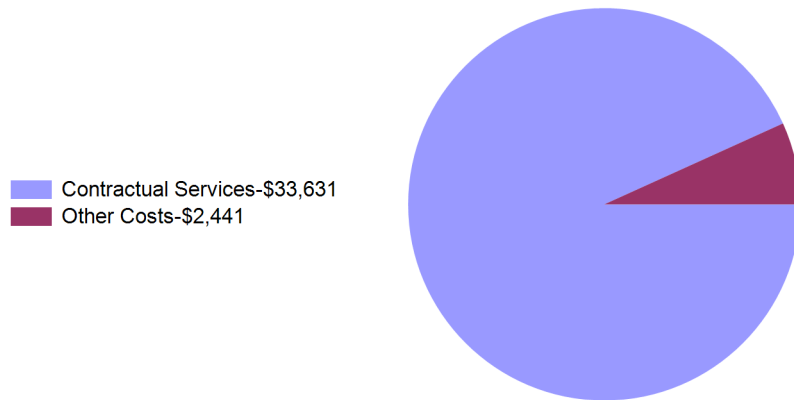
Year To Date Revenues
\$12,547



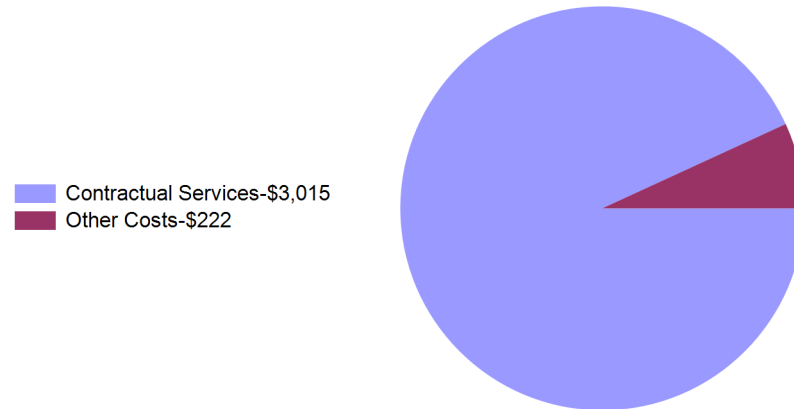
Month To Date Revenues
\$1,697



Year To Date Expenditures
\$36,071



Month To Date Expenditures
\$3,237



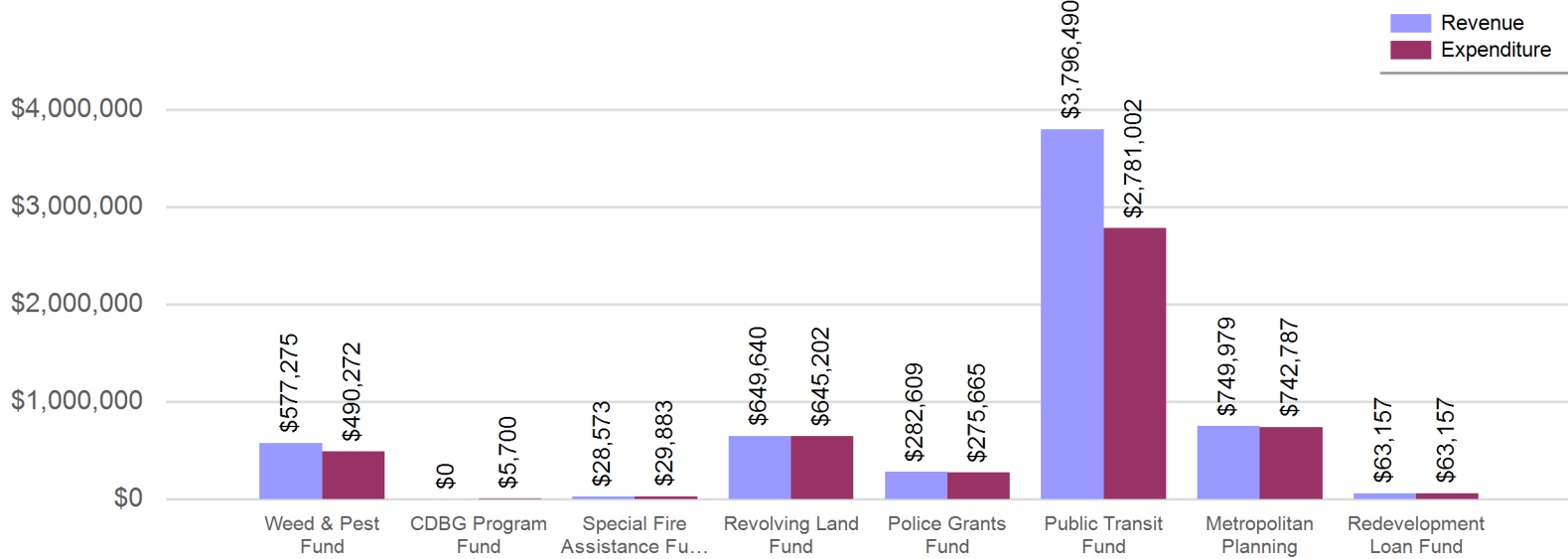
City of Casper, Wyoming
Special Revenue Funds Consolidated Balance Sheet

For Fiscal Year 2023 as of May 31, 2023
91.67 % OF THE FISCAL YEAR HAS ELAPSED

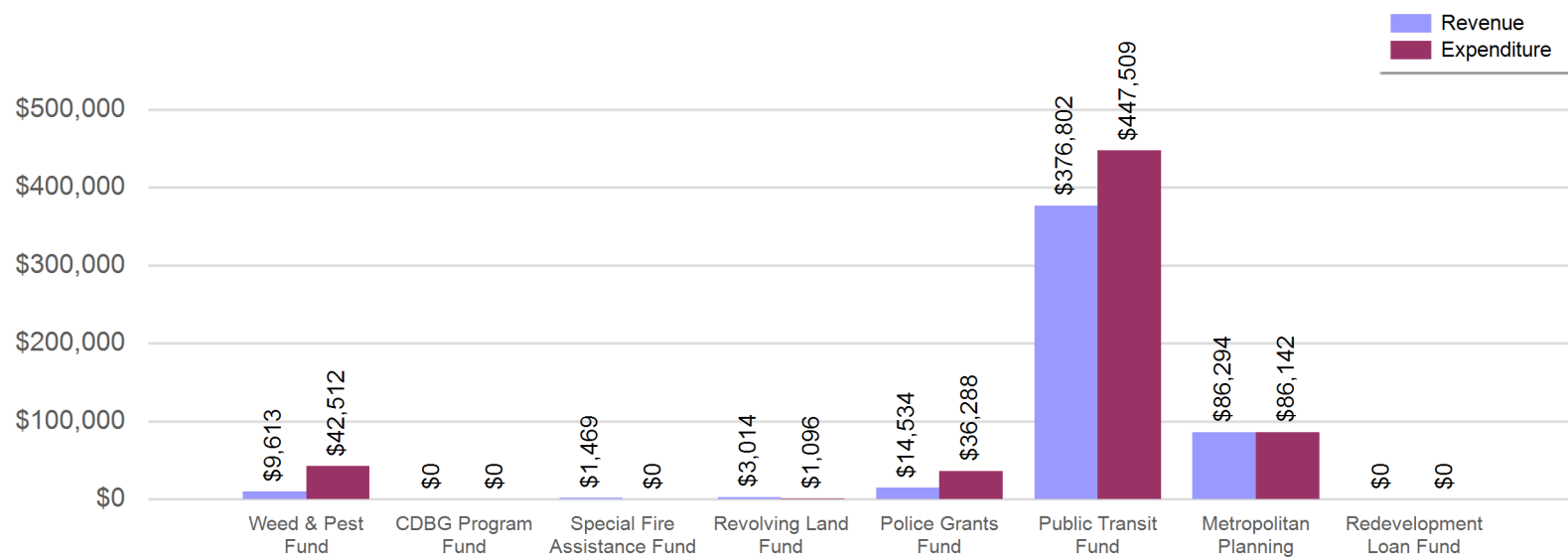
	Weed & Pest Fund	CDBG Program Fund	Special Fire Assistance Fund	Revolving Land Fund	Police Grants Fund	Public Transit Fund	Metropolitan Planning	Redevelopment Loan Fund
ASSETS								
Current Assets								
Cash	\$ 29,574	\$ (5,700)	\$ 8,758	\$ 652,071	\$ (21,203)	\$ (688,378)	\$ 75,145	\$ 100,937
Investments	1,127,472			175,777				
Market Adjustments	-			-				
Interest Receivable								4,027
Grants Receivable			11,160		40,297	917,297	250,559	
Loans Receivable								164,000
Accounts Receivable	-		-	-	-	3,005	-	
Prepaid Expenses							36,833	
Total Current Assets	1,157,046	(5,700)	19,918	827,847	19,095	231,924	362,537	268,964
Total Assets	\$ 1,157,046	\$ (5,700)	\$ 19,918	\$ 827,847	\$ 19,095	\$ 231,924	\$ 362,537	\$ 268,964
LIABILITIES								
Current Liabilities								
Accounts Payable	\$ 20,875	\$ -	\$ -	\$ 341	\$ 13,202	\$ 118,042	\$ 42,266	\$ -
Accrued Wages and Benefits Payable	8,812				2,636	48,030	10,567	
Interest Payable								4,027
Deferred Revenue						-		
Total Current Liabilities	29,687	-	-	341	15,838	166,071	52,833	4,027
Total Liabilities	\$ 29,687	\$ -	\$ -	\$ 341	\$ 15,838	\$ 166,071	\$ 52,833	\$ 4,027
NET POSITION								
Unrestricted	\$ 1,127,359	\$ (5,700)	\$ 19,918	\$ 827,506	\$ 3,257	\$ 65,853	\$ 309,704	\$ 264,937
Total Net Position	\$ 1,127,359	\$ (5,700)	\$ 19,918	\$ 827,506	\$ 3,257	\$ 65,853	\$ 309,704	\$ 264,937

City of Casper, Wyoming
Special Revenue Funds Funds Revenue and Expenditure Comparison
 For Fiscal Year 2023 as of May 31, 2023
 91.67 % OF THE FISCAL YEAR HAS ELAPSED

Special Revenue Funds YTD Revenue and Expenditure Comparison



Special Revenue Funds MTD Revenue and Expenditure Comparison



City of Casper, Wyoming
Weed & Pest Fund Statement of Revenues and Expenditures

For Fiscal Year 2023 as of May 31, 2023
 91.67 % OF THE FISCAL YEAR HAS ELAPSED

	Revised Budget	Current Year To Date	Current Year % of Budget
Revenues:			
Local Taxes	\$ 800,000	\$ 553,115	69.14%
Misc Revenue	2,897	24,160	833.95%
Total Revenues	\$ 802,897	\$ 577,275	71.90%

	Revised Budget	Current Year To Date	Current Year % of Budget
Expenditures:			
Personnel Services	\$ 306,864	\$ 227,297	74.07%
Materials & Supplies	87,616	58,740	67.04%
Contractual Services	112,886	115,068	101.93%
Capital Outlay	207,000	73,241	35.38%
Other Costs	14,253	13,283	93.19%
Utility Expense	300	2,644	881.19%
Total Expenditures	\$ 728,919	\$ 490,272	67.26%

Net Revenue (Shortfall)	\$ 73,978	\$ 87,002	4.64%
--------------------------------	------------------	------------------	--------------

Weed & Pest Fund Summary of Cash and Investments

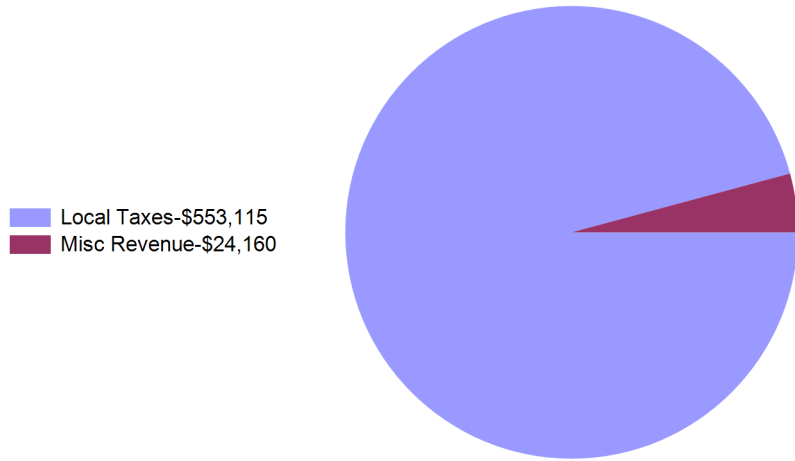
Cash	\$ 29,574
Investments	1,127,472
	\$ 1,157,046

City of Casper, Wyoming

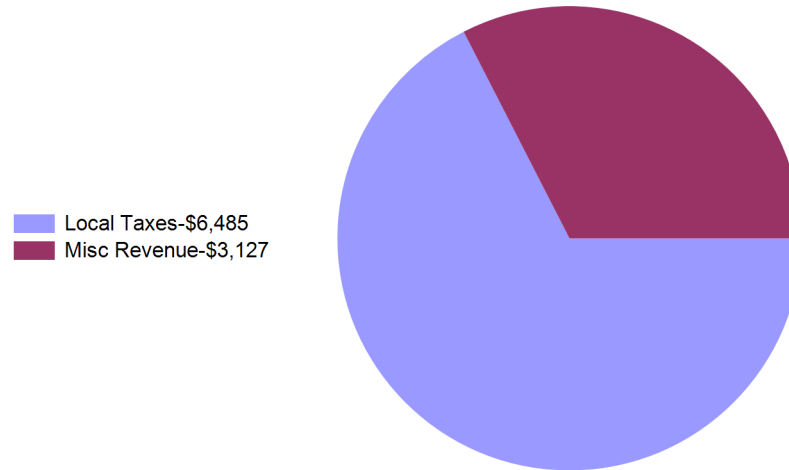
Weed & Pest Fund Summary of Revenues and Expenditures

For Fiscal Year 2023 as of May 31, 2023
91.67 % OF THE FISCAL YEAR HAS ELAPSED

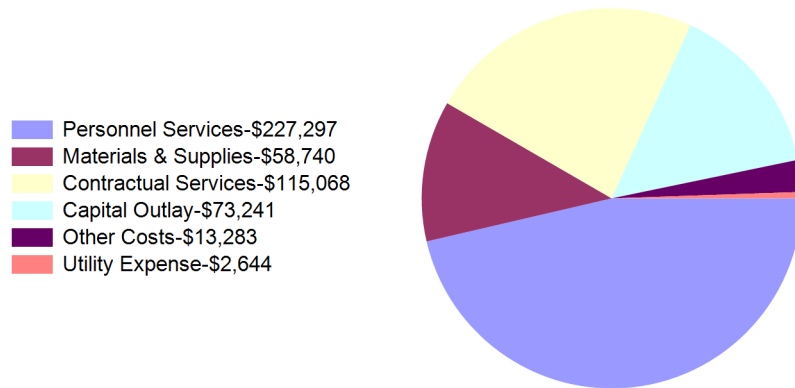
Year To Date Revenues
\$577,275



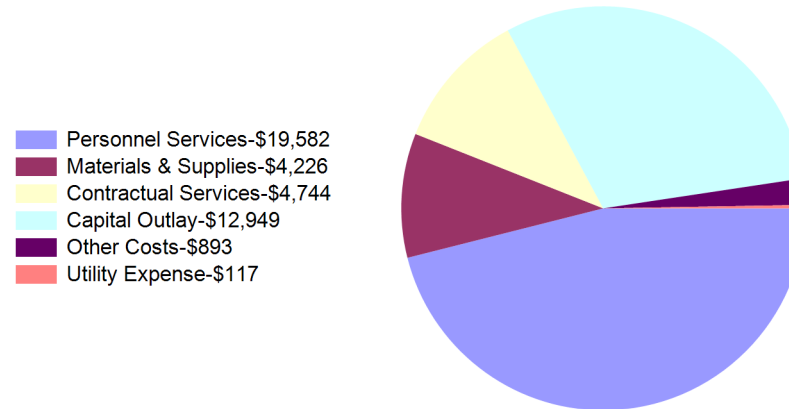
Month To Date Revenues
\$9,613



Year To Date Expenditures
\$490,272



Month To Date Expenditures
\$42,512



City of Casper, Wyoming
CDBG Fund Statement of Revenues and Expenditures

For Fiscal Year 2023 as of May 31, 2023
 91.67 % OF THE FISCAL YEAR HAS ELAPSED

	<u>Revised Budget</u>	<u>Current Year To Date</u>	<u>Current Year % of Budget</u>
Revenues:			
Intergovernmental	\$ 1,250,000	\$ -	0.00%
Total Revenues	\$ 1,250,000	\$ -	0.00%

	<u>Revised Budget</u>	<u>Current Year To Date</u>	<u>Current Year % of Budget</u>
Expenditures:			
Contractual Services	\$ 1,250,000	\$ 5,700	0.46%
Total Expenditures	\$ 1,250,000	\$ 5,700	0.46%
Net Revenue (Shortfall)	\$ -	\$ (5,700)	-0.46%

CDBG Fund Summary of Cash and Investments

Cash	\$ (5,700)
Investments	-
	<u>\$ (5,700)</u>

City of Casper, Wyoming
CDBG Fund Summary of Revenues and Expenditures
For Fiscal Year 2023 as of May 31, 2023
91.67 % OF THE FISCAL YEAR HAS ELAPSED

Year To Date Revenues
\$0

Month To Date Revenues
\$0

■ Intergovernmental-\$0


■ Intergovernmental-\$0

Year To Date Expenditures
\$5,700

Month To Date Expenditures
\$0

■ Contractual Services-\$5,700

■ Contractual Services-\$0



City of Casper, Wyoming
Special Fire Assistance Fund Statement of Revenues and Expenditures
For Fiscal Year 2023 as of May 31, 2023
91.67 % OF THE FISCAL YEAR HAS ELAPSED

	<u>Revised Budget</u>	<u>Current Year To Date</u>	<u>Current Year % of Budget</u>
Revenues:			
Intergovernmental	\$ 460,087	\$ 27,104	5.89%
Misc Revenue	109,985	1,469	1.34%
Total Revenues	\$ 570,072	\$ 28,573	5.01%

	<u>Revised Budget</u>	<u>Current Year To Date</u>	<u>Current Year % of Budget</u>
Expenditures:			
Personnel Services	\$ 59,985	\$ 1,434	2.39%
Materials & Supplies	200,162	28,414	14.20%
Capital Outlay	309,926	-	0.00%
Other Costs	-	34	
Total Expenditures	\$ 570,073	\$ 29,883	5.24%
Net Revenue (Shortfall)	\$ (1)	\$ (1,310)	-0.23%

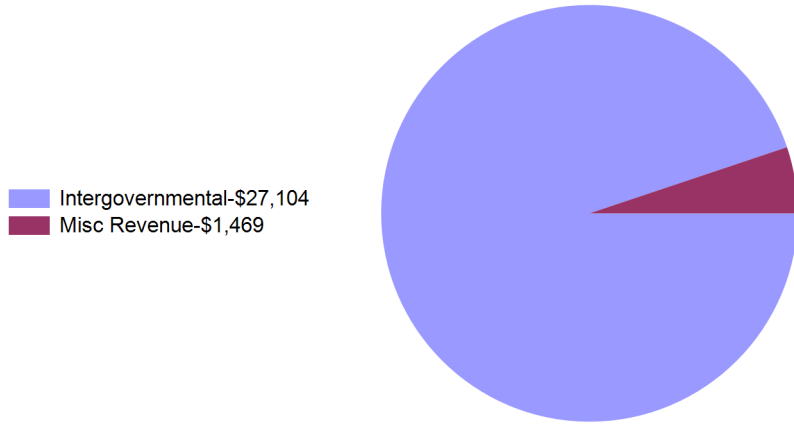
Special Fire Assistance Fund Summary of Cash and Investments

Cash	\$ 8,758
Investments	-
	<u>\$ 8,758</u>

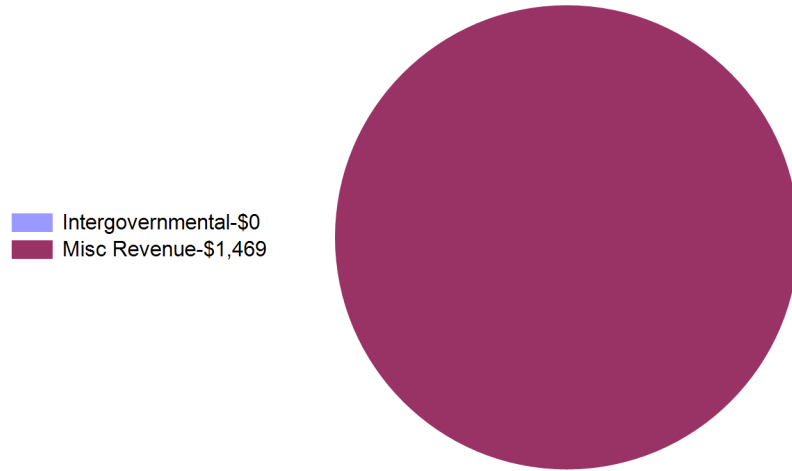
City of Casper, Wyoming Special Fire Assistance Fund Summary of Revenues and Expenditures

For Fiscal Year 2023 as of May 31, 2023
91.67 % OF THE FISCAL YEAR HAS ELAPSED

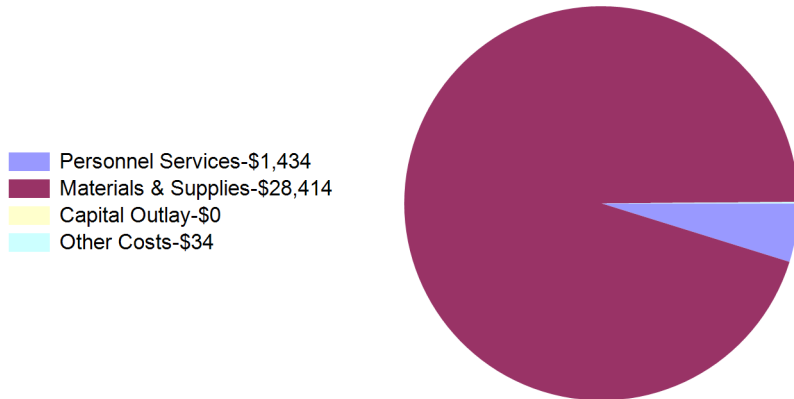
Year To Date Revenues
\$28,573



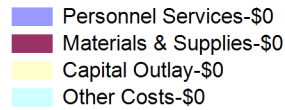
Month To Date Revenues
\$1,469



Year To Date Expenditures
\$29,883



Month To Date Expenditures
\$0



City of Casper, Wyoming
Revolving Land Fund Statement of Revenues and Expenditures

For Fiscal Year 2023 as of May 31, 2023
 91.67 % OF THE FISCAL YEAR HAS ELAPSED

	Revised Budget	Current Year To Date	Current Year % of Budget
Revenues:			
Misc Revenue	\$ 5,849	\$ 17,847	305.14%
Other Sources	1,725,000	631,793	36.63%
Total Revenues	\$ 1,730,849	\$ 649,640	37.53%
Expenditures:			
Contractual Services	\$ 45,295	\$ 13,409	29.60%
Capital Outlay	645,000	631,793	97.95%
Total Expenditures	\$ 690,295	\$ 645,202	93.47%
Net Revenue (Shortfall)	\$ 1,040,554	\$ 4,438	-55.93%

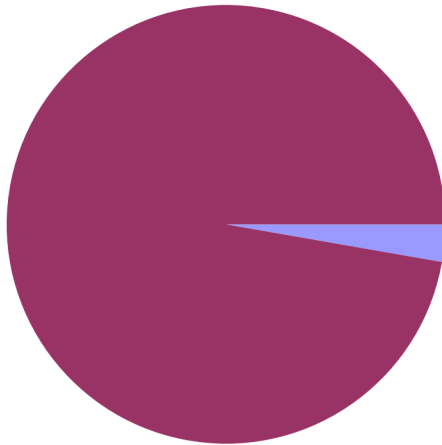
Revolving Land Fund Summary of Cash and Investments

Cash	\$ 652,071
Investments	175,777
	\$ 827,847

City of Casper, Wyoming Revolving Land Fund Summary of Revenues and Expenditures


For Fiscal Year 2023 as of May 31, 2023
91.67 % OF THE FISCAL YEAR HAS ELAPSED

Year To Date Revenues
\$649,640



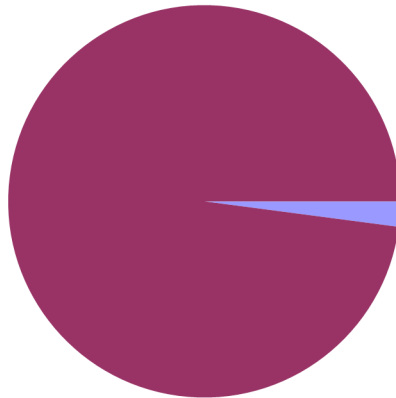
Misc Revenue-\$17,847
Other Sources-\$631,793

Month To Date Revenues
\$3,014




Misc Revenue-\$3,014
Other Sources-\$0

Year To Date Expenditures
\$645,202



Contractual Services-\$13,409
Capital Outlay-\$631,793

Month To Date Expenditures
\$1,096



Contractual Services-\$1,096
Capital Outlay-\$0

City of Casper, Wyoming
Police Grants Fund Statement of Revenues and Expenditures
For Fiscal Year 2023 as of May 31, 2023
91.67 % OF THE FISCAL YEAR HAS ELAPSED

	<u>Revised Budget</u>	<u>Current Year To Date</u>	<u>Current Year % of Budget</u>
Revenues:			
Intergovernmental	\$ 237,416	\$ 235,906	99.36%
Misc Revenue	-	37,736	
Other Sources	16,437	8,968	54.56%
Total Revenues	\$ 253,853	\$ 282,609	111.33%

	<u>Revised Budget</u>	<u>Current Year To Date</u>	<u>Current Year % of Budget</u>
Expenditures:			
Personnel Services	\$ 178,553	\$ 155,227	86.94%
Materials & Supplies	6,700	43,824	654.09%
Contractual Services	37,000	64,499	174.32%
Capital Outlay	30,000	10,500	35.00%
Other Costs	1,600	1,615	100.94%
Total Expenditures	\$ 253,853	\$ 275,665	108.59%
Net Revenue (Shortfall)	\$ -	\$ 6,944	2.74%

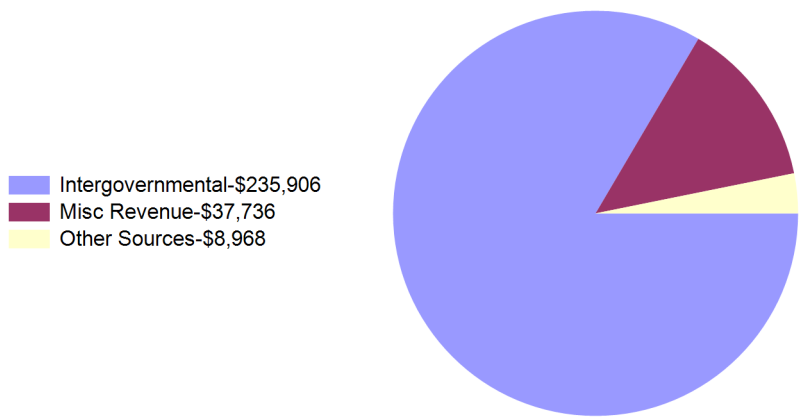
Police Grants Fund Summary of Cash and Investments

Cash	\$ (21,203)
Investments	-
	<u>\$ (21,203)</u>

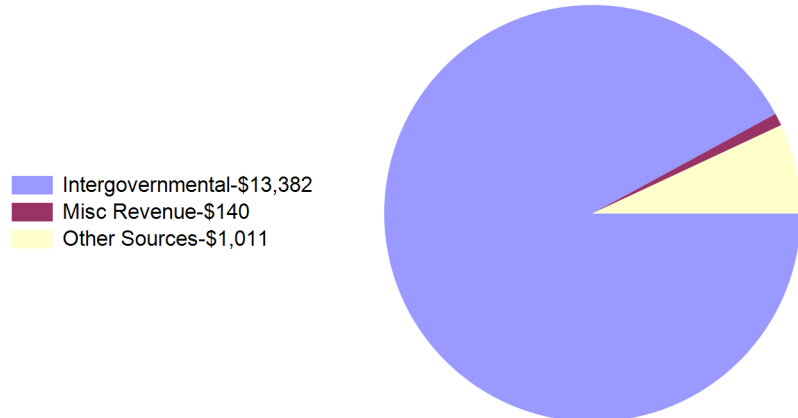
City of Casper, Wyoming Police Grants Fund Summary of Revenues and Expenditures

For Fiscal Year 2023 as of May 31, 2023
91.67 % OF THE FISCAL YEAR HAS ELAPSED

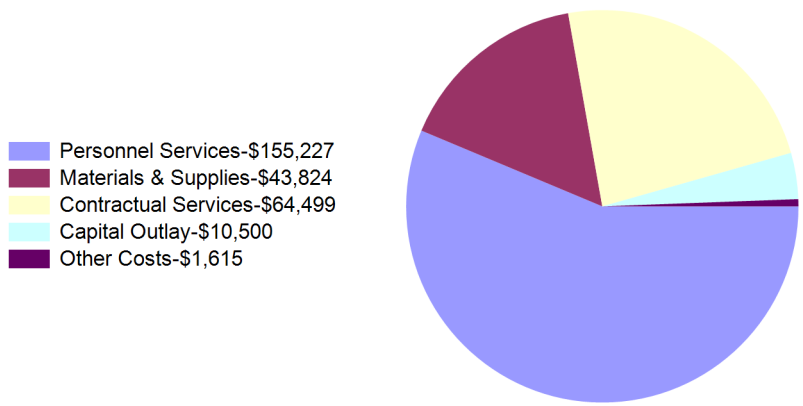
Year To Date Revenues
\$282,609



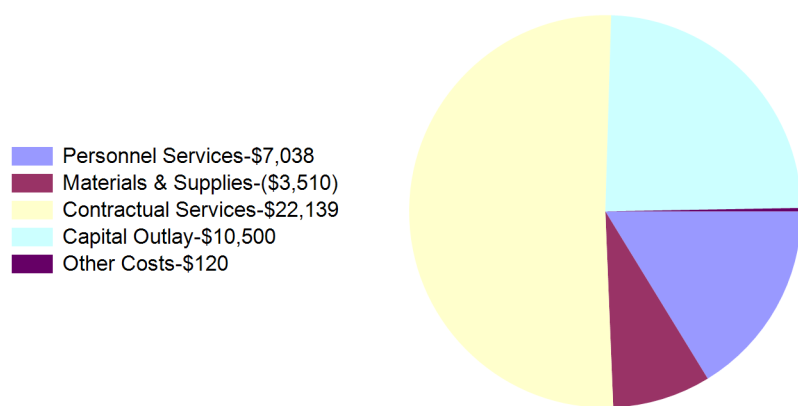
Month To Date Revenues
\$14,534



Year To Date Expenditures
\$275,665



Month To Date Expenditures
\$36,288



City of Casper, Wyoming
Public Transit Fund Statement of Revenues and Expenditures
For Fiscal Year 2023 as of May 31, 2023
91.67 % OF THE FISCAL YEAR HAS ELAPSED

	Revised Budget	Current Year To Date	Current Year % of Budget
Revenues:			
Intergovernmental	\$ 3,586,542	\$ 2,032,274	56.66%
Goods and Svcs Rev	90,000	88,173	97.97%
Misc Revenue	150,852	175,981	116.66%
Other Sources	591,145	1,500,063	253.76%
Total Revenues	\$ 4,418,539	\$ 3,796,490	85.92%

	Revised Budget	Current Year To Date	Current Year % of Budget
Expenditures:			
Personnel Services	\$ 1,850,019	\$ 1,546,535	83.60%
Materials & Supplies	234,700	192,122	81.86%
Contractual Services	314,780	253,529	80.54%
Capital Outlay	1,849,183	690,384	37.33%
Other Costs	152,303	87,744	57.61%
Utility Expense	17,600	10,688	60.73%
Total Expenditures	\$ 4,418,585	\$ 2,781,002	62.94%

Net Revenue (Shortfall) **\$ (46)** **\$ 1,015,488** **22.98%**

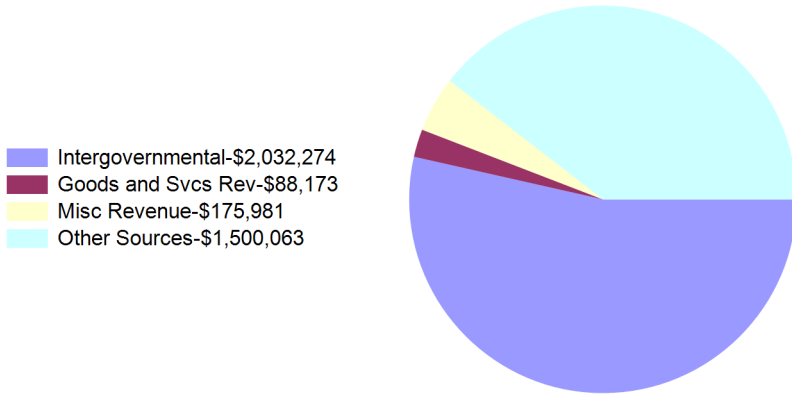
Public Transit Fund Summary of Cash and Investments

Cash	\$ (688,378)
Investments	-
	<u>\$ (688,378)</u>

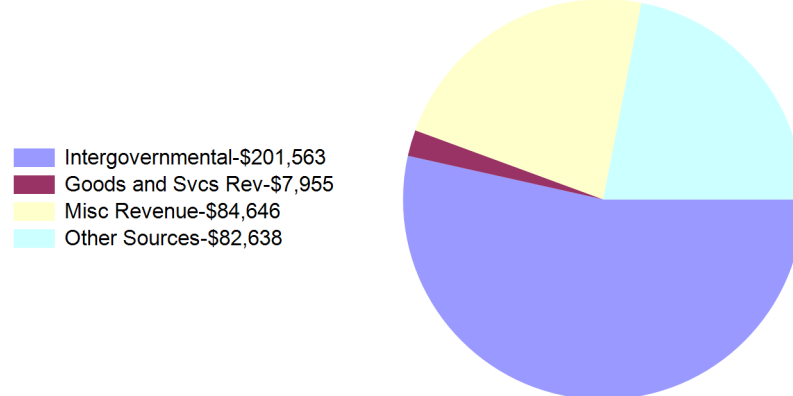
City of Casper, Wyoming Public Transit Fund Summary of Revenues and Expenditures

For Fiscal Year 2023 as of May 31, 2023
91.67 % OF THE FISCAL YEAR HAS ELAPSED

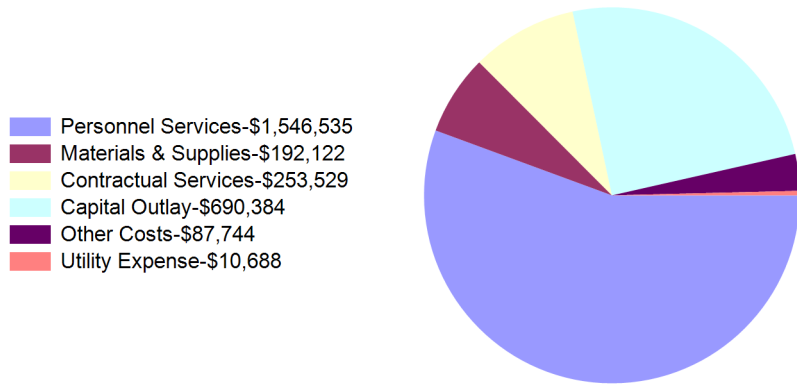
Year To Date Revenues
\$3,796,490



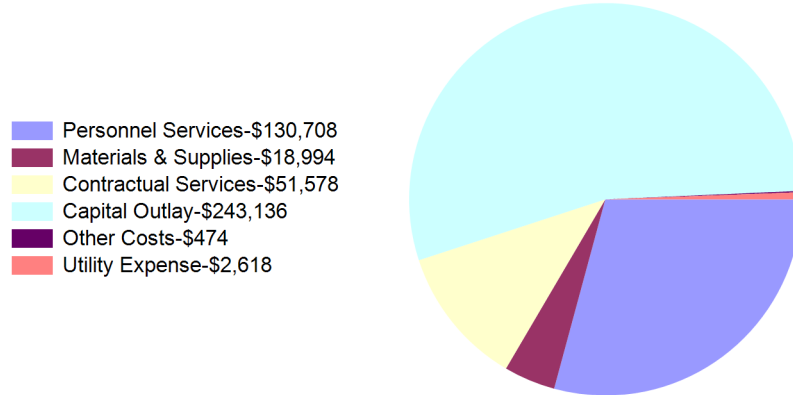
Month To Date Revenues
\$376,802



Year To Date Expenditures
\$2,781,002



Month To Date Expenditures
\$447,509



City of Casper, Wyoming
Metropolitan Planning Fund Statement of Revenues and Expenditures
For Fiscal Year 2023 as of May 31, 2023
91.67 % OF THE FISCAL YEAR HAS ELAPSED

	<u>Revised Budget</u>	<u>Current Year To Date</u>	<u>Current Year % of Budget</u>
Revenues:			
Intergovernmental	\$ 1,347,087	\$ 656,847	48.76%
Misc Revenue	24,642	27,268	110.66%
Other Sources	72,268	65,863	91.14%
Total Revenues	\$ 1,443,997	\$ 749,979	51.94%

	<u>Revised Budget</u>	<u>Current Year To Date</u>	<u>Current Year % of Budget</u>
Expenditures:			
Personnel Services	\$ 374,601	\$ 284,299	75.89%
Materials & Supplies	8,000	4,789	59.87%
Contractual Services	2,000	696	34.82%
Capital Outlay	1,045,490	445,433	42.61%
Other Costs	13,910	7,570	54.42%
Total Expenditures	\$ 1,444,001	\$ 742,787	51.44%
Net Revenue (Shortfall)	\$ (4)	\$ 7,192	0.50%

Metropolitan Planning Fund Summary of Cash and Investments

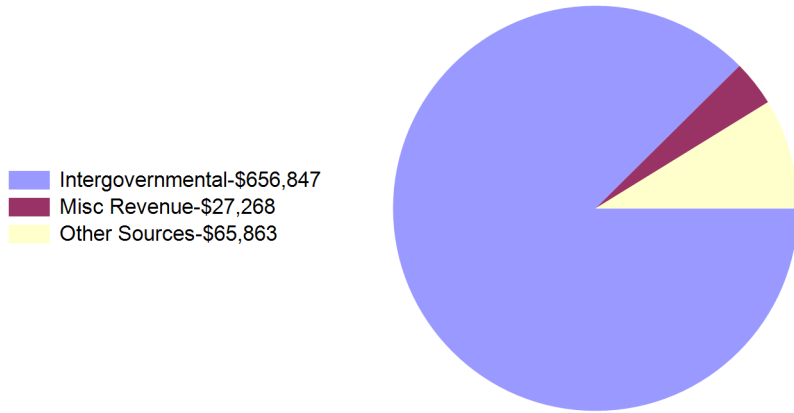
Cash	\$ 75,145
Investments	-
	<u>\$ 75,145</u>

City of Casper, Wyoming

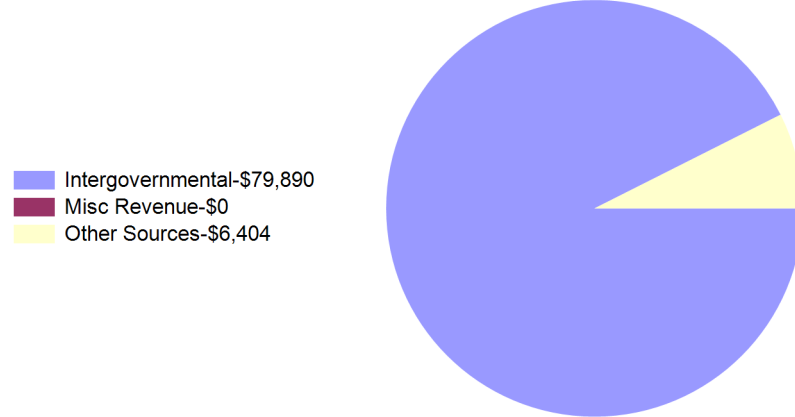
Metropolitan Planning Fund Summary of Revenues and Expenditures

For Fiscal Year 2023 as of May 31, 2023
91.67 % OF THE FISCAL YEAR HAS ELAPSED

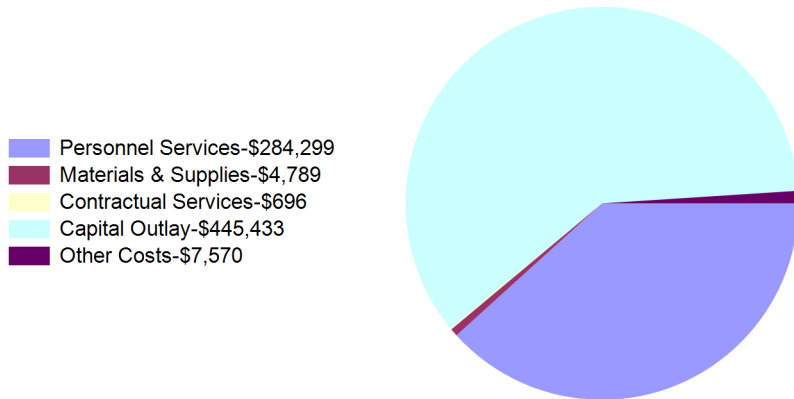
Year To Date Revenues
\$749,979



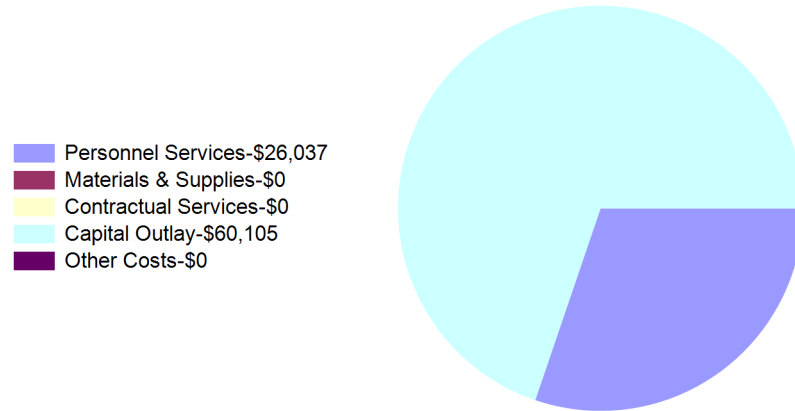
Month To Date Revenues
\$86,294



Year To Date Expenditures
\$742,787



Month To Date Expenditures
\$86,142



City of Casper, Wyoming
Redevelopment Loan Fund Statement of Revenues and Expenditures
 For Fiscal Year 2023 as of May 31, 2023
 91.67 % OF THE FISCAL YEAR HAS ELAPSED

	<u>Revised Budget</u>	<u>Current Year To Date</u>	<u>Current Year % of Budget</u>
Revenues:			
Other Sources	\$ 63,157	\$ 63,157	100.00%
Total Revenues	\$ 63,157	\$ 63,157	100.00%
	<u>Revised Budget</u>	<u>Current Year To Date</u>	<u>Current Year % of Budget</u>
Expenditures:			
Debt Service	\$ 63,157	\$ 63,157	100.00%
Total Expenditures	\$ 63,157	\$ 63,157	100.00%
Net Revenue (Shortfall)	\$ -	\$ -	0.00%

Redevelopment Loan Fund Summary of Cash and Investments

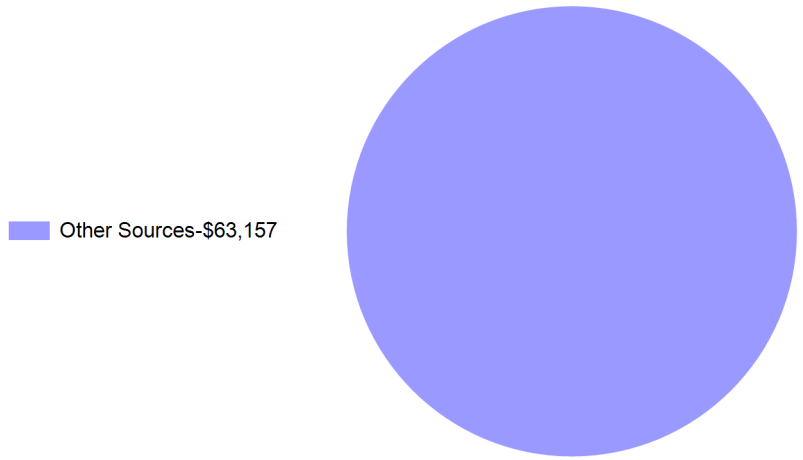
Cash	\$ 100,937
Investments	-
	<u>\$ 100,937</u>

City of Casper, Wyoming Redevelopment Loan Fund Summary of Revenues and Expenditures

For Fiscal Year 2023 as of May 31, 2023
91.67 % OF THE FISCAL YEAR HAS ELAPSED

Year To Date Revenues
\$63,157

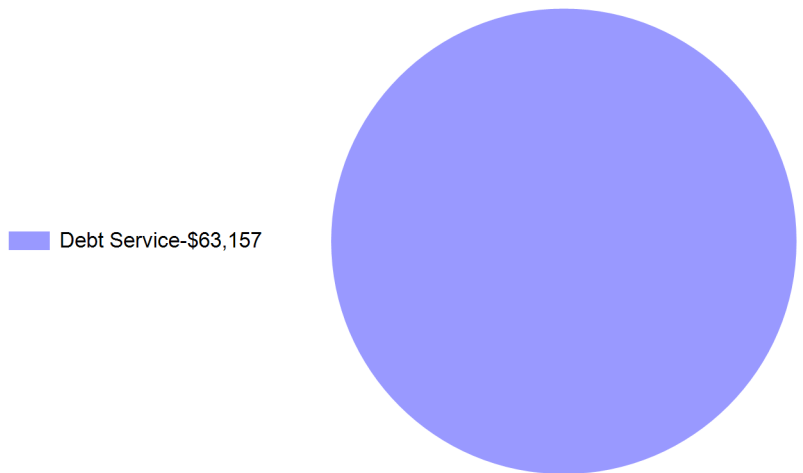
Month To Date Revenues
\$0



Other Sources-\$0

Year To Date Expenditures
\$63,157

Month To Date Expenditures
\$0



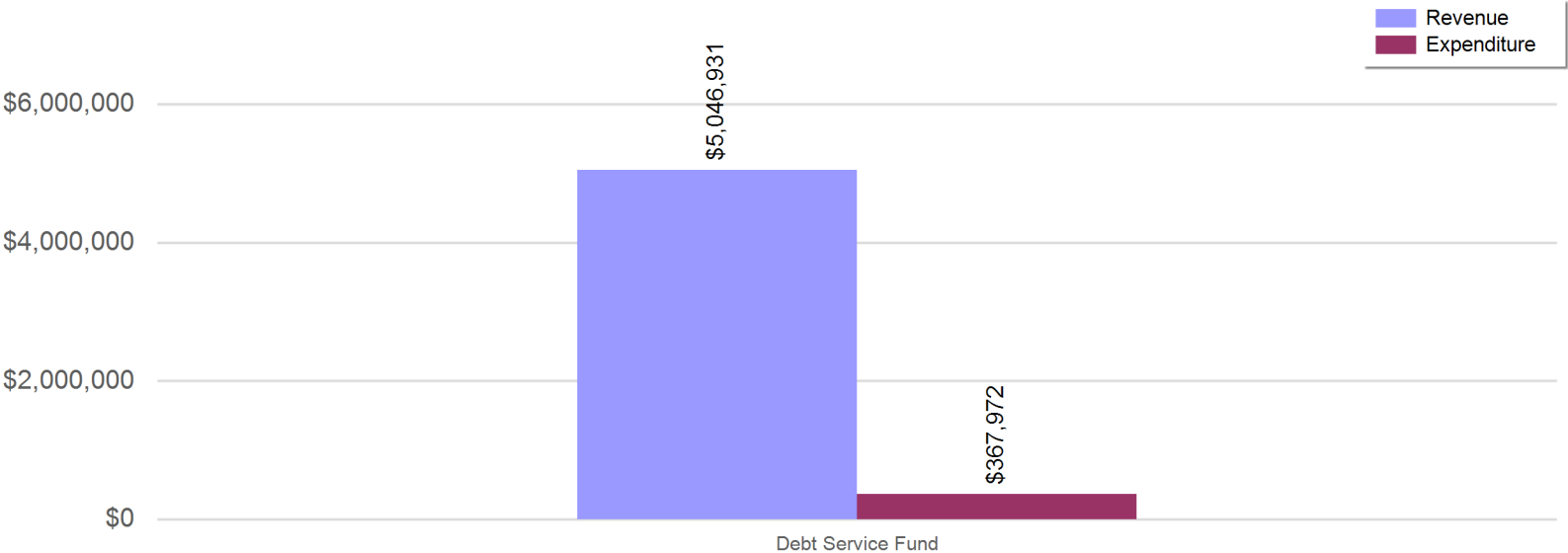
Debt Service-\$0

City of Casper, Wyoming
Debt Service Funds Balance Sheet
For Fiscal Year 2023 as of May 31, 2023
91.67 % OF THE FISCAL YEAR HAS ELASPED

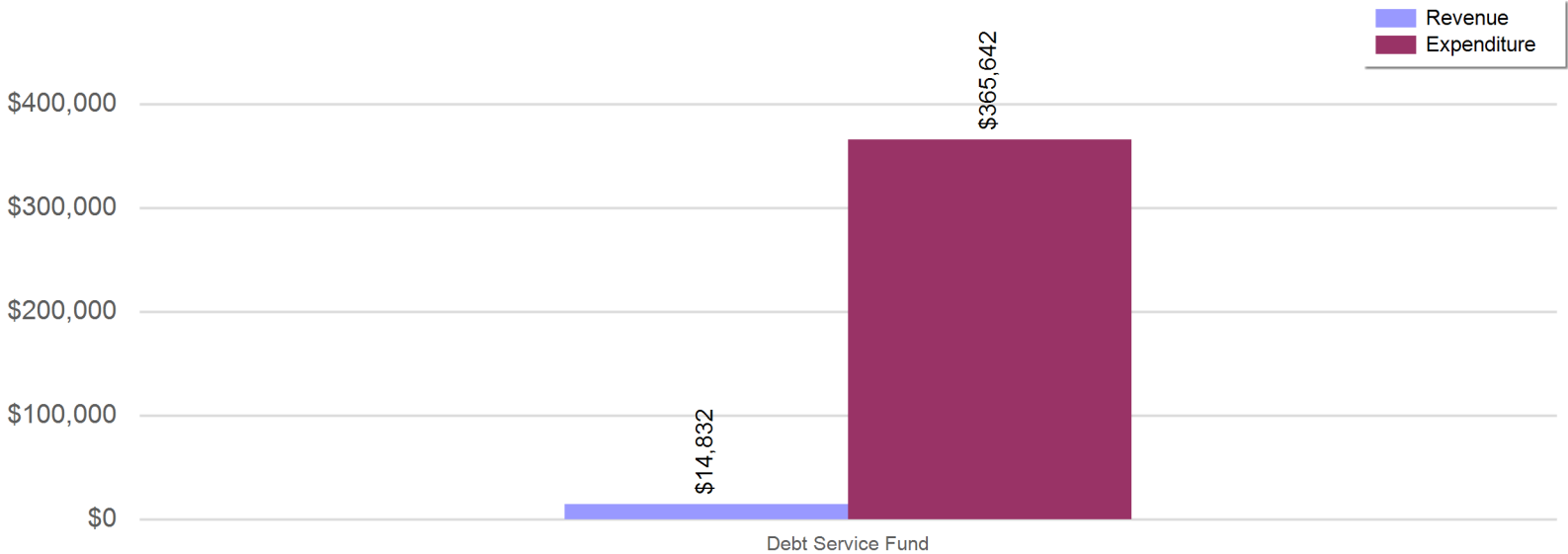
	Debt Service Fund
ASSETS	
Current Assets	
Cash	\$ 69,377
Investments	5,409,497
Market Adjustments	-
Interest Receivable	9,476
Loans Receivable	94,757
Accounts Receivable	(23,665)
Total Current Assets	5,559,442
Total Assets	\$ 5,559,442
LIABILITIES	
Current Liabilities	
Accounts Payable	\$ 470
Deferred Revenue	116,164
Total Current Liabilities	116,634
Total Liabilities	\$ 116,634
NET POSITION	
Unrestricted	\$ 5,442,808
Total Net Position	\$ 5,442,808

City of Casper, Wyoming
Debt Service Funds Revenue and Expenditure Comparison
For Fiscal Year 2023 as of May 31, 2023
91.67 % OF THE FISCAL YEAR HAS ELAPSED

Debt Service Funds YTD Revenue and Expenditure Comparison



Debt Service Funds MTD Revenue and Expenditure Comparison



City of Casper, Wyoming
Local Assessment District Fund Statement of Revenues and Expenditures

For Fiscal Year 2023 as of May 31, 2023
 91.67 % OF THE FISCAL YEAR HAS ELAPSED

	Revised Budget	Current Year To Date	Current Year % of Budget
Revenues:			
Misc Revenue	\$ 108,788	\$ 90,459	83.15%
Other Sources	4,956,472	4,956,472	100.00%
Total Revenues	\$ 5,065,260	\$ 5,046,931	99.64%
	Revised Budget	Current Year To Date	Current Year % of Budget
Expenditures:			
Contractual Services	\$ 6,538	\$ 3,266	49.96%
Debt Service	364,706	364,706	100.00%
Transfers Out	118,374	-	0.00%
Total Expenditures	\$ 489,618	\$ 367,972	75.15%
Net Revenue (Shortfall)	\$ 4,575,642	\$ 4,678,959	24.48%

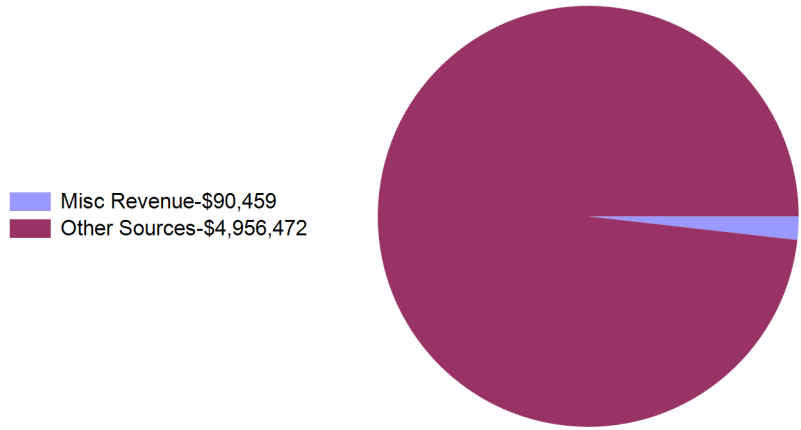
Local Assessment District Fund Summary of Cash and Investments

Cash	\$ 69,377
Investments	5,409,497
	\$ 5,478,873

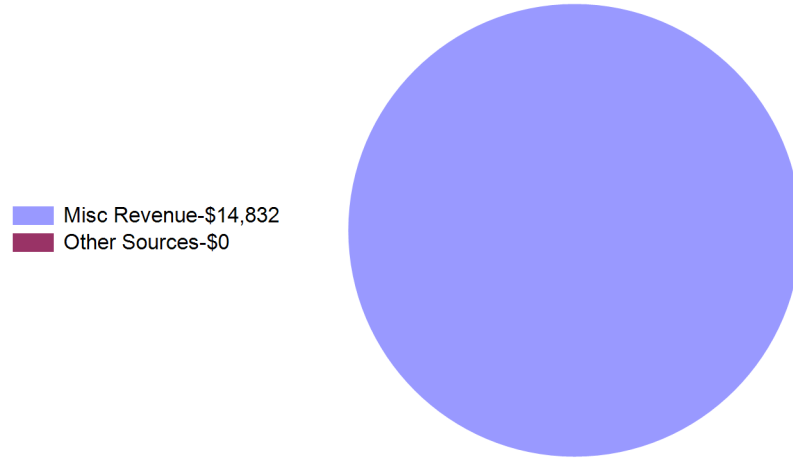
City of Casper, Wyoming Local Assessment District Fund Summary of Revenues and Expenditures

For Fiscal Year 2023 as of May 31, 2023
91.67 % OF THE FISCAL YEAR HAS ELAPSED

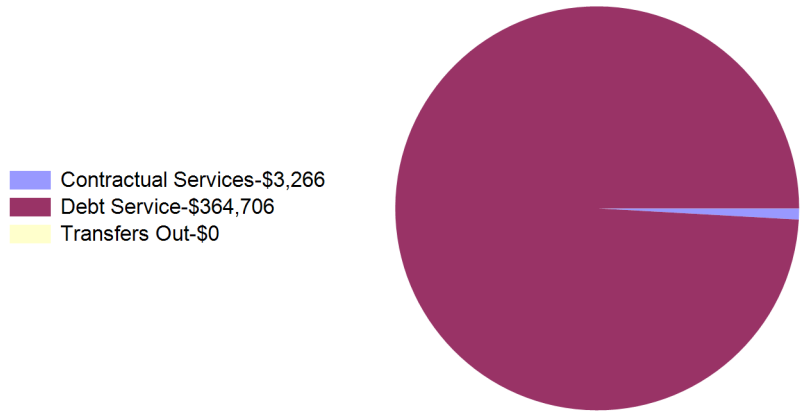
Year To Date Revenues
\$5,046,931



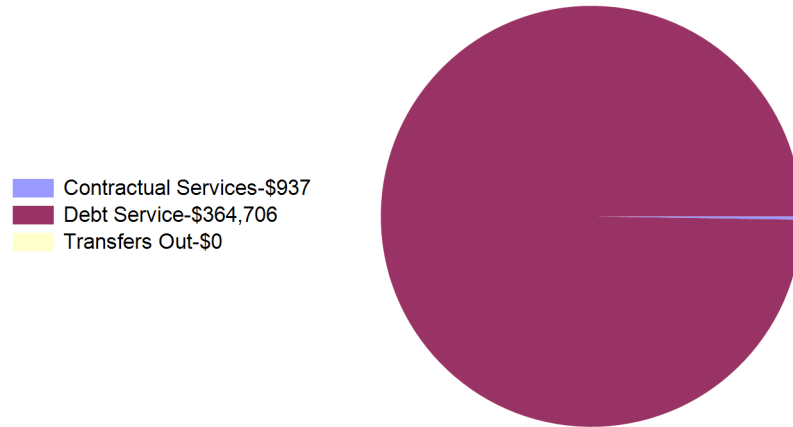
Month To Date Revenues
\$14,832



Year To Date Expenditures
\$367,972



Month To Date Expenditures
\$365,642



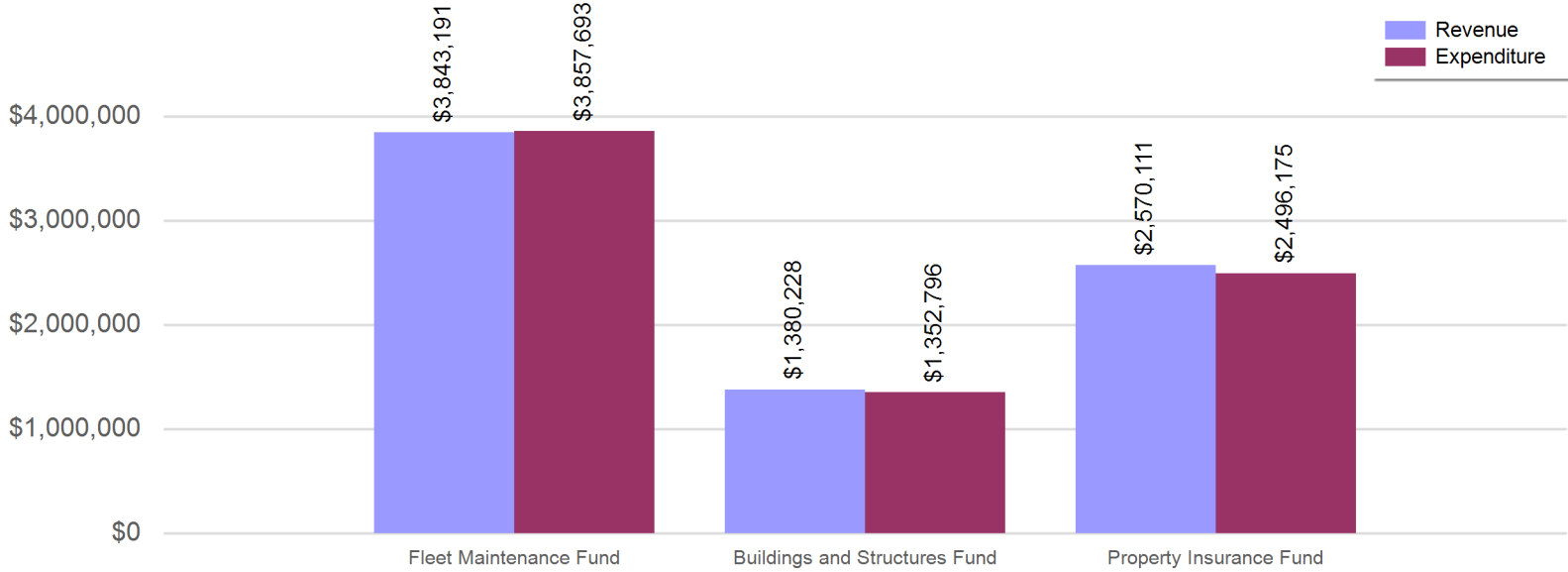
City of Casper, Wyoming
Internal Service Funds Consolidated Balance Sheet

For Fiscal Year 2023 as of May 31, 2023
91.67 % OF THE FISCAL YEAR HAS ELASPED

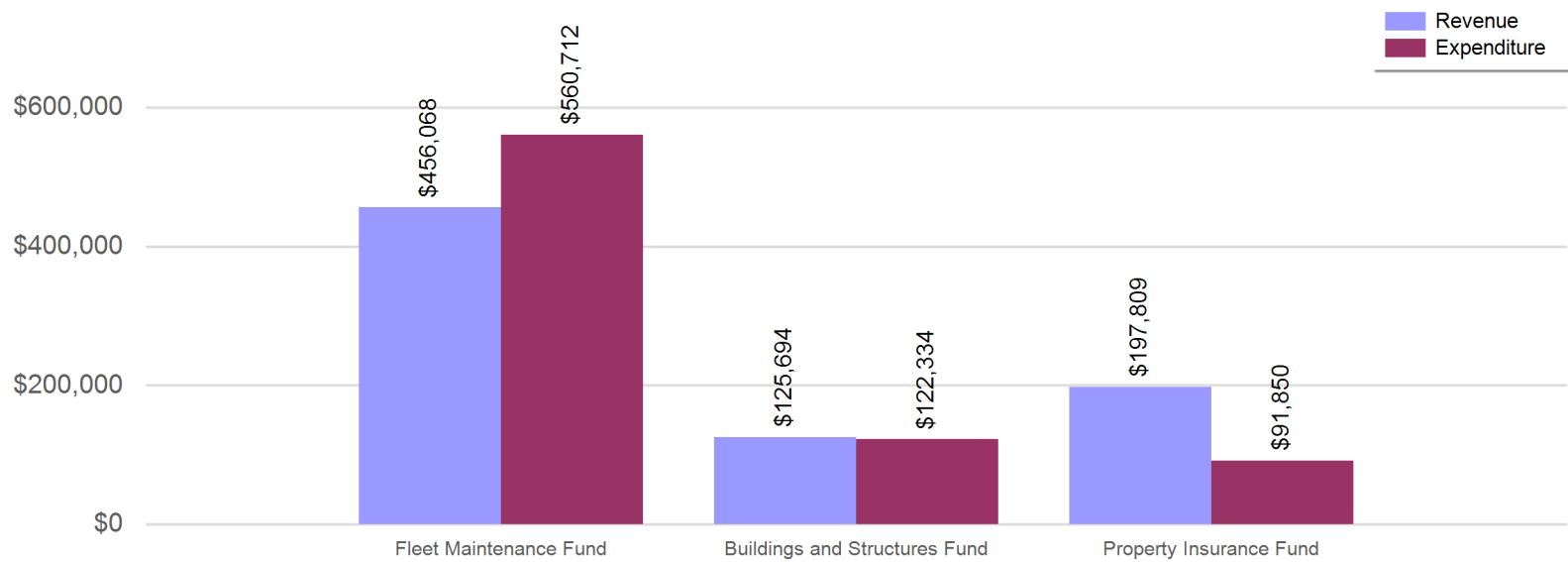
	Fleet Maintenance Fund	Buildings and Structures Fund	Property Insurance Fund
ASSETS			
Current Assets			
Cash	\$ 512,357	\$ 582,988	\$ 401,974
Inventory	71,984		
Accounts Receivable	37,535	5,003	27,007
Prepaid Expenses			-
Total Current Assets	621,876	587,991	428,980
Capital Assets			
Equipment	589,674	199,618	
Accumulated Depreciation	(586,975)	(191,367)	
Total Capital Assets	2,699	8,251	
Total Assets	\$ 624,575	\$ 596,243	\$ 428,980
DEFERRED OUTFLOWS OF RESOURCES			
Total Deferred Outflows Of Resources	\$ 115,632	\$ 79,347	\$ 43,063
LIABILITIES			
Current Liabilities			
Accounts Payable	\$ 369,510	\$ 50,692	\$ 29,816
Accrued Wages and Benefits Payable	26,703	18,748	9,993
Total Current Liabilities	396,213	69,441	39,808
Non-Current Liabilities			
Accrued Comp ABS	39,163	30,809	9,492
Net Pension Liability	443,722	304,485	165,248
Net OPEB Liability	-	-	-
Total Non-Current Liabilities	482,885	335,295	174,740
Total Liabilities	\$ 879,098	\$ 404,735	\$ 214,548
DEFERRED INFLOWS OF RESOURCES			
Total Deferred Inflows Of Resources	\$ 339,770	\$ 233,153	\$ 126,535
NET POSITION			
Net Investment in Capital Assets	\$ 2,699	\$ 8,251	\$
Unrestricted	(481,360)	29,451	130,960
Total Net Position	\$ (478,662)	\$ 37,702	\$ 130,960

City of Casper, Wyoming
Internal Service Funds Revenue and Expenditure Comparison
 For Fiscal Year 2023 as of May 31, 2023
 91.67 % OF THE FISCAL YEAR HAS ELAPSED

Internal Service Funds YTD Revenue and Expenditure Comparison



Internal Service Funds MTD Revenue and Expenditure Comparison



City of Casper, Wyoming
Fleet Maintenance Fund Statement of Revenues and Expenditures

For Fiscal Year 2023 as of May 31, 2023
 91.67 % OF THE FISCAL YEAR HAS ELAPSED

	<u>Revised Budget</u>	<u>Current Year To Date</u>	<u>Current Year % of Budget</u>
Revenues:			
Goods and Svcs Rev	\$ 2,460,888	\$ 2,694,129	109.48%
Misc Revenue	972,000	1,149,062	118.22%
Total Revenues	\$ 3,432,888	\$ 3,843,191	111.95%

	<u>Revised Budget</u>	<u>Current Year To Date</u>	<u>Current Year % of Budget</u>
Expenditures:			
Personnel Services	\$ 984,301	\$ 837,226	85.06%
Materials & Supplies	1,825,001	2,289,916	125.47%
Contractual Services	570,811	678,725	118.91%
Other Costs	31,475	28,610	90.90%
Utility Expense	21,300	23,216	109.00%
Total Expenditures	\$ 3,432,888	\$ 3,857,693	112.37%
Net Revenue (Shortfall)	\$ -	\$ (14,502)	-0.42%

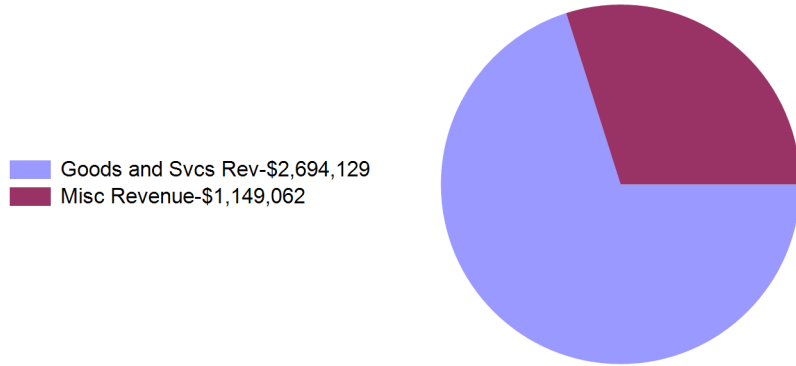
Fleet Maintenance Fund Summary of Cash and Investments

Cash	\$ 512,357
Investments	-
	<u>\$ 512,357</u>

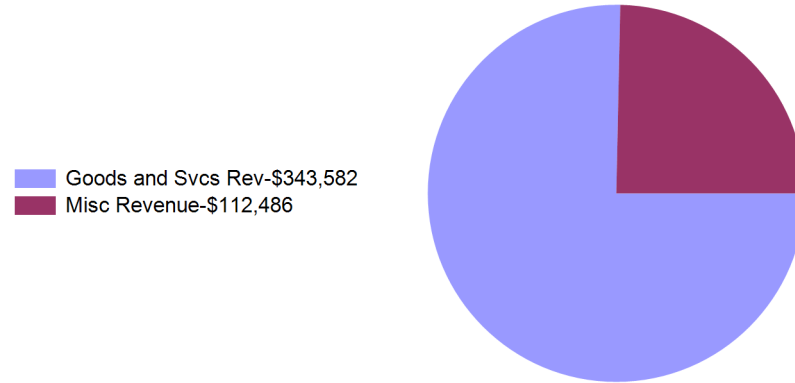
City of Casper, Wyoming Fleet Maintenance Fund Summary of Revenues and Expenditures

For Fiscal Year 2023 as of May 31, 2023
91.67 % OF THE FISCAL YEAR HAS ELAPSED

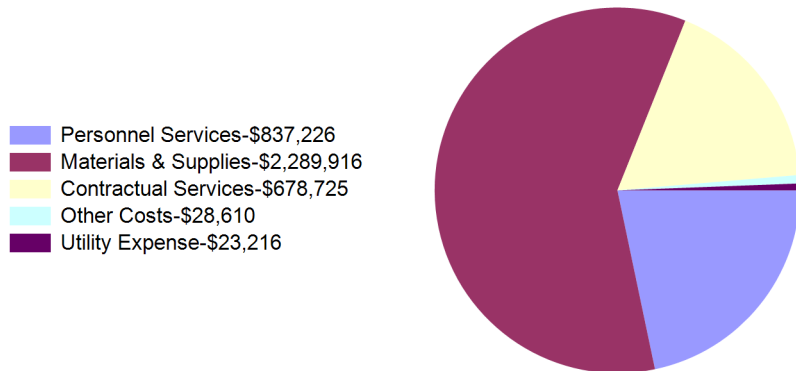
Year To Date Revenues
\$3,843,191



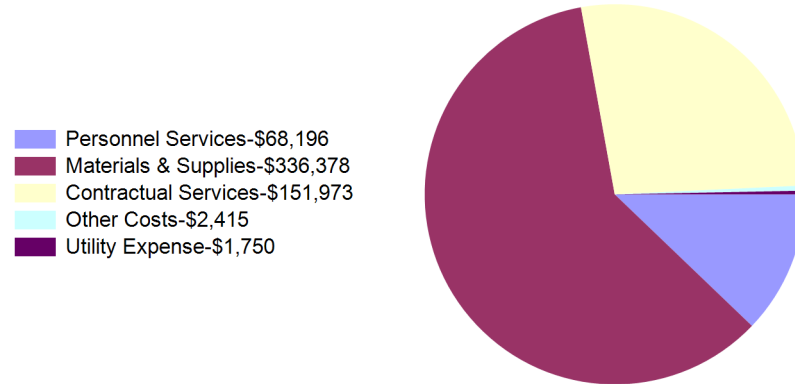
Month To Date Revenues
\$456,068



Year To Date Expenditures
\$3,857,693



Month To Date Expenditures
\$560,712



City of Casper, Wyoming
Buildings & Structures Fund Statement of Revenues and Expenditures

For Fiscal Year 2023 as of May 31, 2023
 91.67 % OF THE FISCAL YEAR HAS ELAPSED

	<u>Revised Budget</u>	<u>Current Year To Date</u>	<u>Current Year % of Budget</u>
Revenues:			
Goods and Svcs Rev	\$ 1,548,878	\$ 1,368,999	88.39%
Misc Revenue	7,200	6,700	93.06%
Other Sources	4,940	4,528	91.67%
Total Revenues	\$ 1,561,018	\$ 1,380,228	88.42%

	<u>Revised Budget</u>	<u>Current Year To Date</u>	<u>Current Year % of Budget</u>
Expenditures:			
Personnel Services	\$ 1,008,529	\$ 867,562	86.02%
Materials & Supplies	345,182	299,879	86.88%
Contractual Services	165,371	147,584	89.24%
Capital Outlay	2,611	2,611	100.00%
Transfers Out	3,750	1,774	47.31%
Other Costs	38,694	30,942	79.97%
Utility Expense	4,196	2,445	58.27%
Total Expenditures	\$ 1,568,333	\$ 1,352,796	86.26%

Net Revenue (Shortfall)	\$ (7,315)	\$ 27,431	2.16%
--------------------------------	-------------------	------------------	--------------

Buildings & Structures Fund Summary of Cash and Investments

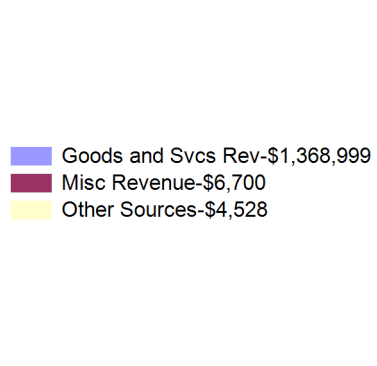
Cash	\$ 582,988
Investments	-
	<u>\$ 582,988</u>

City of Casper, Wyoming

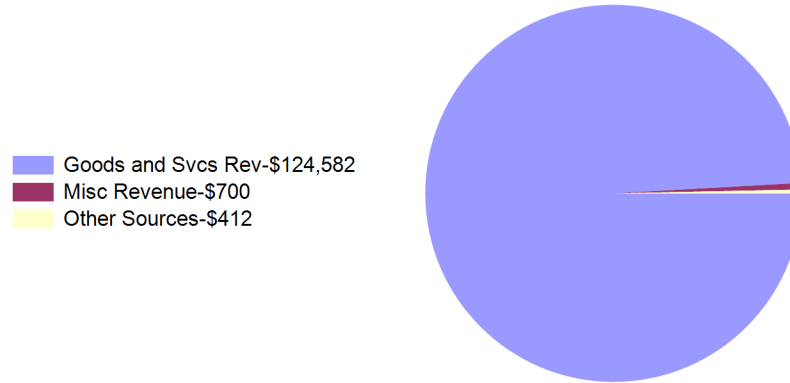
Buildings & Structures Fund Summary of Revenues and Expenditures

For Fiscal Year 2023 as of May 31, 2023
91.67 % OF THE FISCAL YEAR HAS ELAPSED

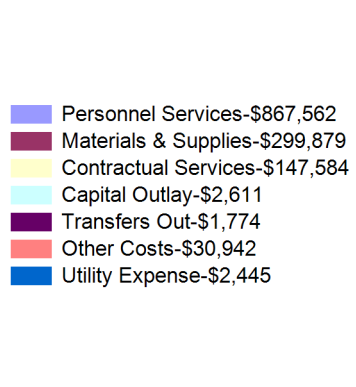
Year To Date Revenues
\$1,380,228



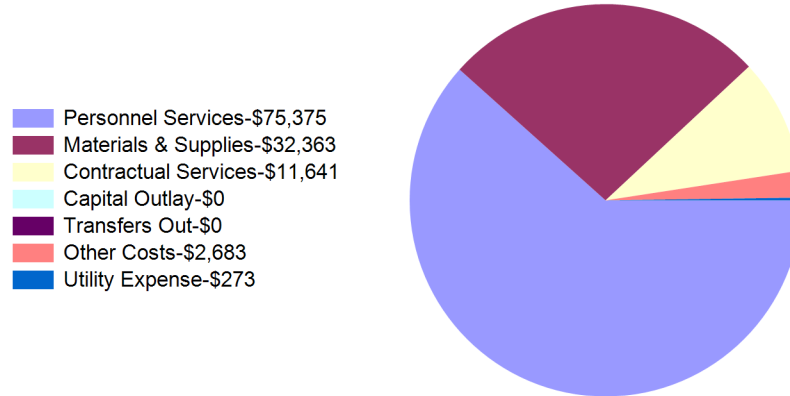
Month To Date Revenues
\$125,694



Year To Date Expenditures
\$1,352,796



Month To Date Expenditures
\$122,334



City of Casper, Wyoming
Property Insurance Fund Statement of Revenues and Expenditures

For Fiscal Year 2023 as of May 31, 2023
 91.67 % OF THE FISCAL YEAR HAS ELAPSED

	Revised Budget	Current Year To Date	Current Year % of Budget
Revenues:			
Intergovernmental	\$ 10,000	\$ -	0.00%
Goods and Svcs Rev	2,439,187	2,237,284	91.72%
Misc Revenue	168,500	332,826	197.52%
Total Revenues	\$ 2,617,687	\$ 2,570,111	98.18%

	Revised Budget	Current Year To Date	Current Year % of Budget
Expenditures:			
Personnel Services	\$ 353,651	\$ 324,526	91.76%
Materials & Supplies	417,775	477,989	114.41%
Contractual Services	107,966	86,198	79.84%
Capital Outlay	248,662	93,685	37.68%
Transfers Out	5,000	2,400	48.00%
Other Costs	1,237,460	1,510,083	122.03%
Utility Expense	2,150	1,296	60.27%
Total Expenditures	\$ 2,372,664	\$ 2,496,175	105.21%
Net Revenue (Shortfall)	\$ 245,023	\$ 73,936	-7.02%

Property Insurance Fund Summary of Cash and Investments

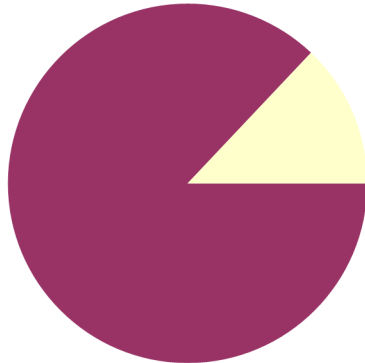
Cash	\$ 401,974
	\$ 401,974

City of Casper, Wyoming Property Insurance Fund Summary of Revenues and Expenditures

For Fiscal Year 2023 as of May 31, 2023
91.67 % OF THE FISCAL YEAR HAS ELAPSED

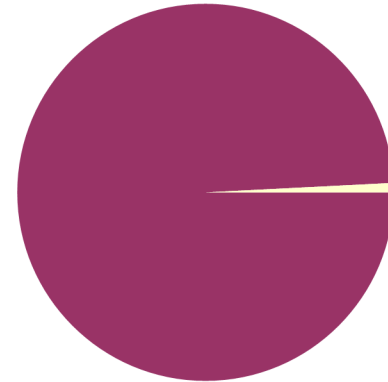
Year To Date Revenues
\$2,570,111

- Intergovernmental-\$0
- Goods and Svcs Rev-\$2,237,284
- Misc Revenue-\$332,826



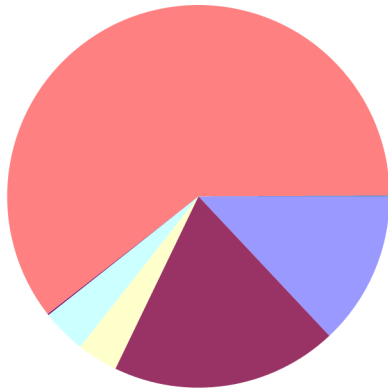
Month To Date Revenues
\$197,809

- Intergovernmental-\$0
- Goods and Svcs Rev-\$196,226
- Misc Revenue-\$1,582



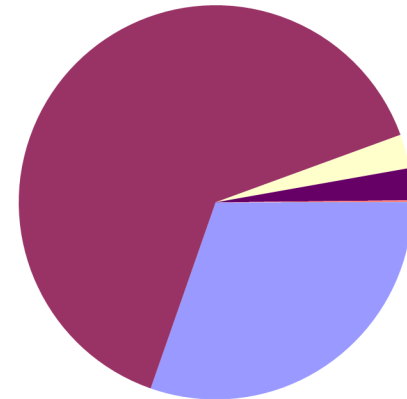
Year To Date Expenditures
\$2,496,175

- Personnel Services-\$324,526
- Materials & Supplies-\$477,989
- Contractual Services-\$86,198
- Capital Outlay-\$93,685
- Transfers Out-\$2,400
- Other Costs-\$1,510,083
- Utility Expense-\$1,296



Month To Date Expenditures
\$91,850

- Personnel Services-\$27,880
- Materials & Supplies-\$58,855
- Contractual Services-\$2,557
- Capital Outlay-\$0
- Transfers Out-\$2,400
- Other Costs-\$141
- Utility Expense-\$17



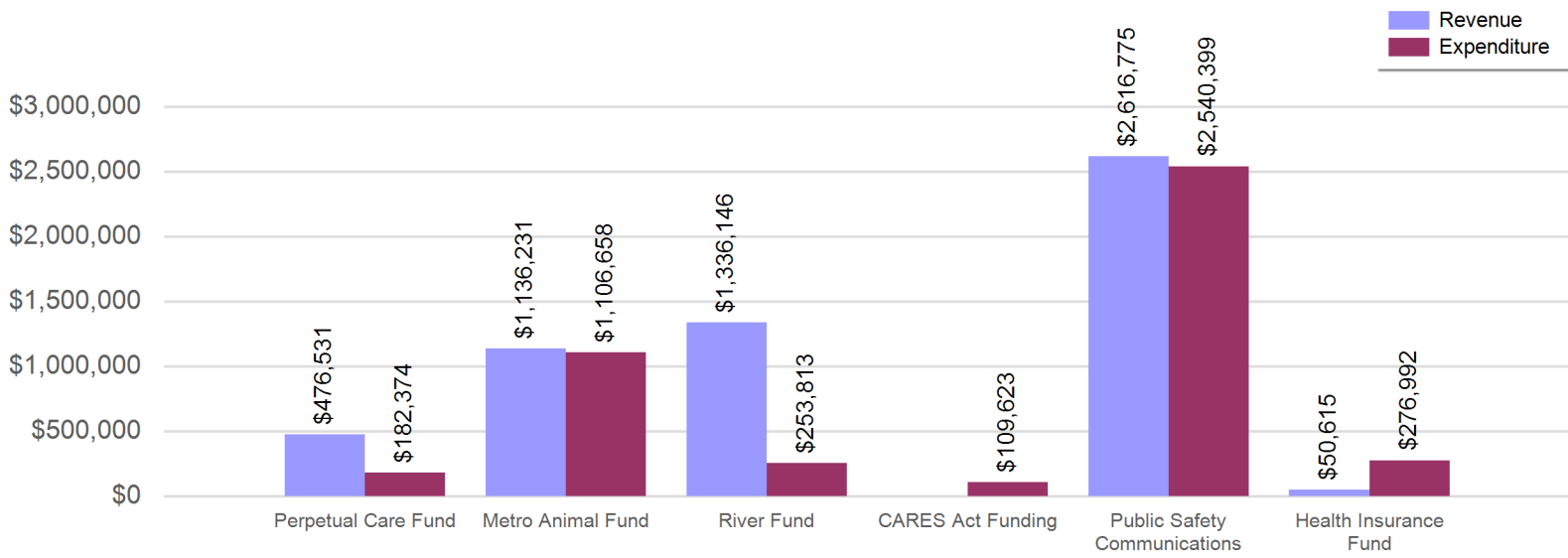
City of Casper, Wyoming
Trust & Agency Funds Consolidated Balance Sheet

For Fiscal Year 2023 as of May 31, 2023
91.67 % OF THE FISCAL YEAR HAS ELAPSED

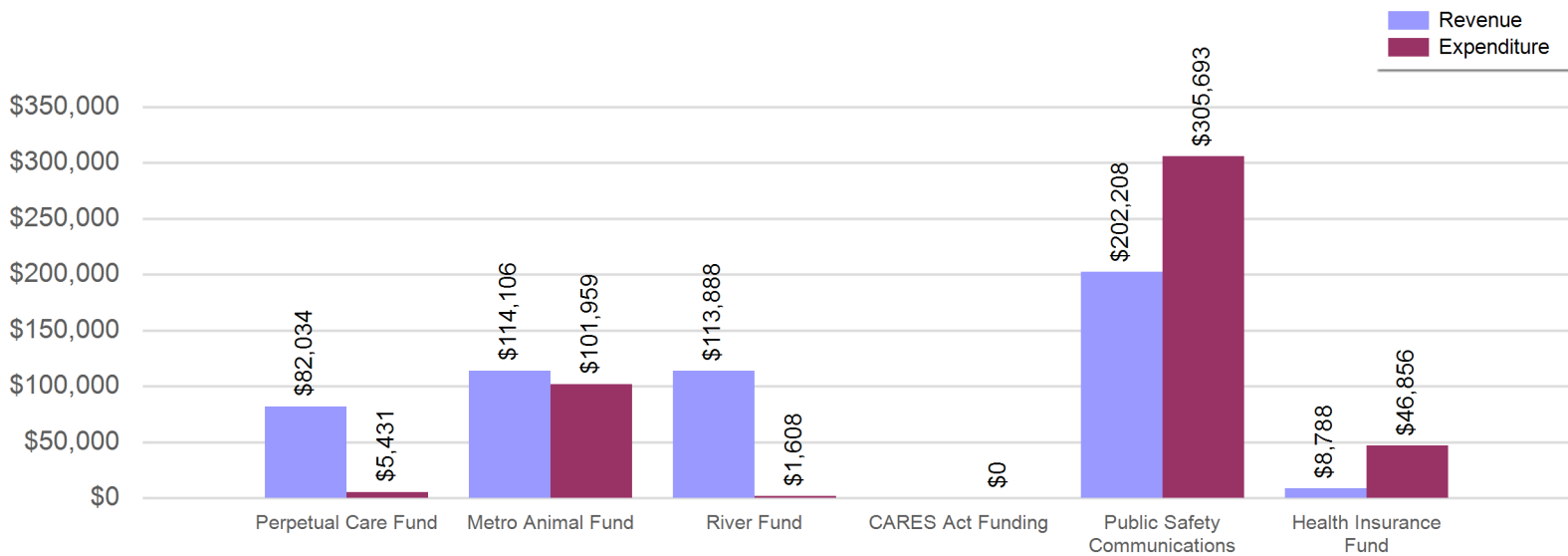
	Perpetual Care Fund	Metro Animal Fund	River Fund	CARES Act Funding	Public Safety Communications	Health Insurance Fund
ASSETS						
Current Assets						
Cash	\$ 195,195	\$ 140,955	\$ 62,625	\$ 3,052	\$ 821,025	\$ 10,874
Investments	30,185,343	843,155	1,653,378	12,167,707		3,296,448
Market Adjustments	-	-		-		-
Loans Receivable	446,621					
Accounts Receivable	-	33,624	-		163,149	
Prepaid Expenses					19,552	
Total Current Assets	30,827,160	1,017,734	1,716,002	12,170,759	1,003,726	3,307,322
Total Assets	\$ 30,827,160	\$ 1,017,734	\$ 1,716,002	\$ 12,170,759	\$ 1,003,726	\$ 3,307,322
LIABILITIES						
Current Liabilities						
Accounts Payable	\$ 2,449	\$ 46,919	\$ 12,089	\$ -	\$ 192,594	\$ 64,011
Accrued Wages and Benefits Payable		20,122	-	-	60,961	
Deferred Revenue			223,000	1,115,446		
Total Current Liabilities	2,449	67,042	235,089	1,115,446	253,554	64,011
Total Liabilities	\$ 2,449	\$ 67,042	\$ 235,089	\$ 1,115,446	\$ 253,554	\$ 64,011
NET POSITION						
Unrestricted	\$ 30,824,711	\$ 950,693	\$ 1,480,913	\$ 11,055,313	\$ 750,172	\$ 3,243,310
Total Net Position	\$ 30,824,711	\$ 950,693	\$ 1,480,913	\$ 11,055,313	\$ 750,172	\$ 3,243,310

City of Casper, Wyoming
Trust & Agency Funds Revenue and Expenditure Comparison
 For Fiscal Year 2023 as of May 31, 2023
 91.67 % OF THE FISCAL YEAR HAS ELAPSED

Trust & Agency Funds YTD Revenue and Expenditure Comparison



Trust & Agency Funds MTD Revenue and Expenditure Comparison



City of Casper, Wyoming
Perpetual Care Fund Statement of Revenues and Expenditures

For Fiscal Year 2023 as of May 31, 2023
 91.67 % OF THE FISCAL YEAR HAS ELAPSED

	Revised Budget	Current Year To Date	Current Year % of Budget
Revenues:			
Misc Revenue	\$ 308,722	\$ 453,845	147.01%
Other Sources	24,747	22,685	91.67%
Total Revenues	\$ 333,469	\$ 476,531	142.90%

	Revised Budget	Current Year To Date	Current Year % of Budget
Expenditures:			
Contractual Services	\$ 22,014	\$ 22,994	104.45%
Capital Outlay	870	-	0.00%
Transfers Out	308,722	159,380	51.63%
Total Expenditures	\$ 331,606	\$ 182,374	55.00%
Net Revenue (Shortfall)	\$ 1,863	\$ 294,156	87.90%

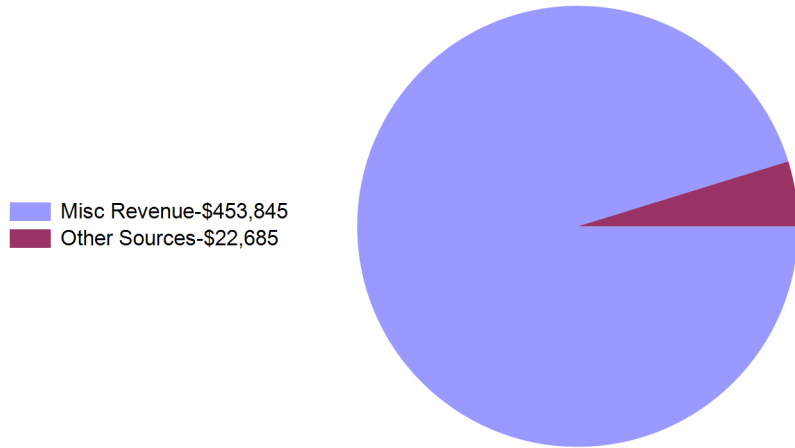
Perpetual Care Fund Summary of Cash and Investments

Cash	\$ 195,195
Investments	30,185,343
	\$ 30,380,539

City of Casper, Wyoming Perpetual Care Fund Summary of Revenues and Expenditures

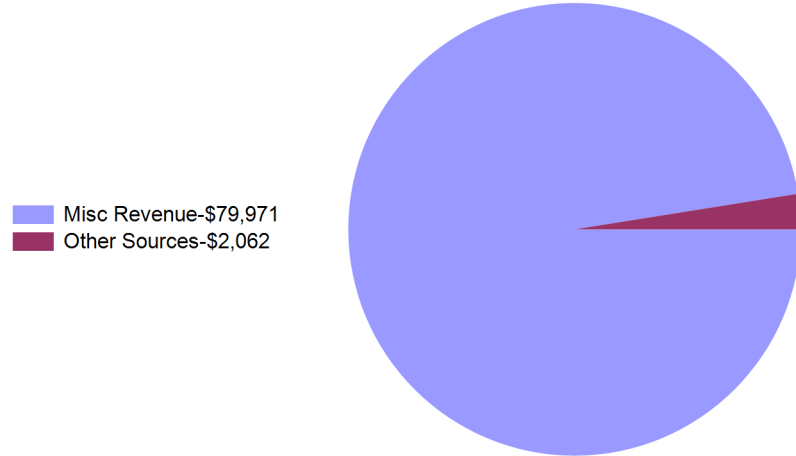
For Fiscal Year 2023 as of May 31, 2023
91.67 % OF THE FISCAL YEAR HAS ELAPSED

Year To Date Revenues
\$476,531




Misc Revenue-\$453,845
Other Sources-\$22,685

Month To Date Revenues
\$82,034



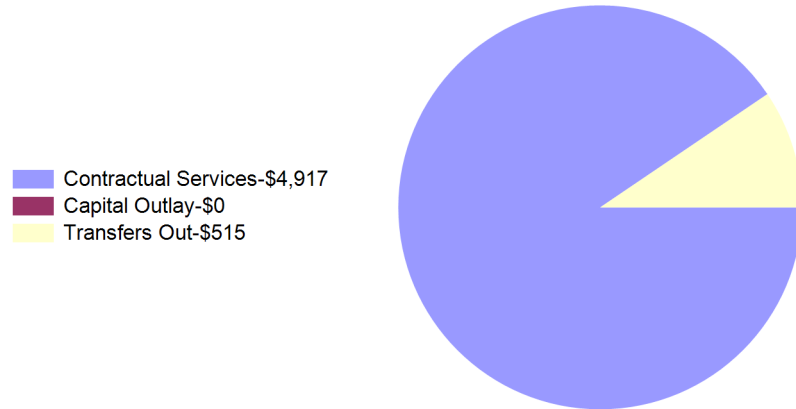
Misc Revenue-\$79,971
Other Sources-\$2,062

Year To Date Expenditures
\$182,374



Contractual Services-\$22,994
Capital Outlay-\$0
Transfers Out-\$159,380

Month To Date Expenditures
\$5,431



Contractual Services-\$4,917
Capital Outlay-\$0
Transfers Out-\$515

City of Casper, Wyoming
Metro Fund Statement of Revenues and Expenditures

For Fiscal Year 2023 as of May 31, 2023
91.67 % OF THE FISCAL YEAR HAS ELAPSED

	<u>Revised Budget</u>	<u>Current Year To Date</u>	<u>Current Year % of Budget</u>
Revenues:			
Licences and Permits	\$ 5,000	\$ 1,601	32.02%
Intergovernmental	224,012	231,558	103.37%
Goods and Svcs Rev	31,000	23,732	76.55%
Misc Revenue	26,510	24,639	92.94%
Other Sources	1,200,509	854,701	71.19%
Total Revenues	\$ 1,487,031	\$ 1,136,231	76.41%

	<u>Revised Budget</u>	<u>Current Year To Date</u>	<u>Current Year % of Budget</u>
Expenditures:			
Personnel Services	\$ 970,263	\$ 677,101	69.79%
Materials & Supplies	165,278	122,208	73.94%
Contractual Services	121,157	146,541	120.95%
Capital Outlay	216,267	-	0.00%
Transfers Out	117,157	108,805	92.87%
Other Costs	52,061	41,142	79.03%
Utility Expense	16,500	10,863	65.83%
Total Expenditures	\$ 1,658,683	\$ 1,106,658	66.72%

Net Revenue (Shortfall)	\$ (171,652)	\$ 29,573	9.69%
--------------------------------	---------------------	------------------	--------------

Metro Fund Summary of Cash and Investments

Cash	\$ 140,955
Investments	843,155
	<u>\$ 984,110</u>

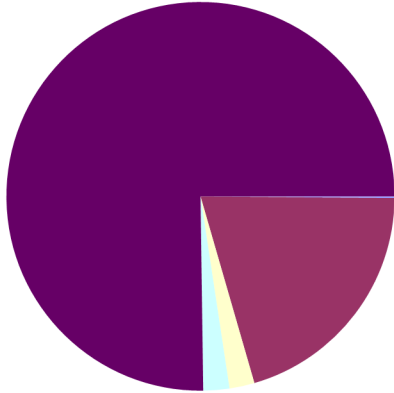
City of Casper, Wyoming

Metro Fund Summary of Revenues and Expenditures

For Fiscal Year 2023 as of May 31, 2023
91.67 % OF THE FISCAL YEAR HAS ELAPSED

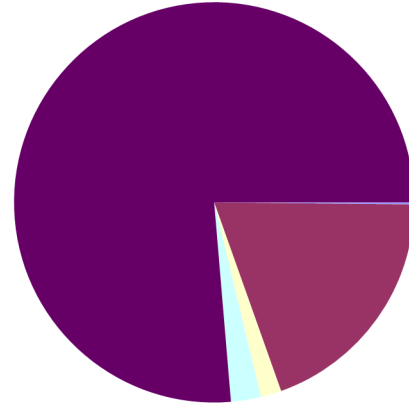
Year To Date Revenues
\$1,136,231

- Licences and Permits-\$1,601
- Intergovernmental-\$231,558
- Goods and Svcs Rev-\$23,732
- Misc Revenue-\$24,639
- Other Sources-\$854,701



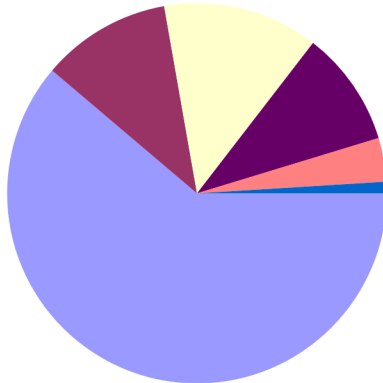
Month To Date Revenues
\$114,106

- Licences and Permits-\$195
- Intergovernmental-\$22,138
- Goods and Svcs Rev-\$1,908
- Misc Revenue-\$2,757
- Other Sources-\$87,107



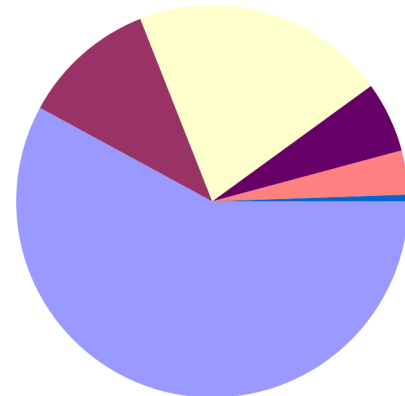
Year To Date Expenditures
\$1,106,658

- Personnel Services-\$677,101
- Materials & Supplies-\$122,208
- Contractual Services-\$146,541
- Capital Outlay-\$0
- Transfers Out-\$108,805
- Other Costs-\$41,142
- Utility Expense-\$10,863



Month To Date Expenditures
\$101,959

- Personnel Services-\$59,047
- Materials & Supplies-\$11,324
- Contractual Services-\$21,389
- Capital Outlay-\$0
- Transfers Out-\$5,935
- Other Costs-\$3,703
- Utility Expense-\$560



City of Casper, Wyoming
River Fund Statement of Revenues and Expenditures
For Fiscal Year 2023 as of May 31, 2023
91.67 % OF THE FISCAL YEAR HAS ELASPED

	Revised Budget	Current Year To Date	Current Year % of Budget
Revenues:			
Intergovernmental	\$ 4,669,291	\$ -	0.00%
Misc Revenue	1,265,000	85,947	6.79%
Other Sources	1,379,762	1,250,199	90.61%
Total Revenues	\$ 7,314,053	\$ 1,336,146	18.27%
	Revised Budget	Current Year To Date	Current Year % of Budget
Expenditures:			
Personnel Services	\$ 10,000	\$ 2,446	24.46%
Materials & Supplies	14,660	2,448	16.70%
Contractual Services	8,000	8,305	103.81%
Capital Outlay	7,245,040	240,614	3.32%
Other Costs	850	-	0.00%
Total Expenditures	\$ 7,278,550	\$ 253,813	3.49%
Net Revenue (Shortfall)	\$ 35,503	\$ 1,082,332	14.78%

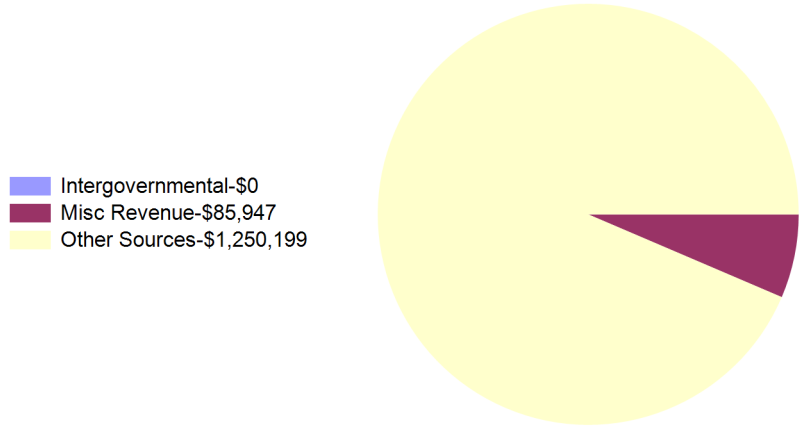
River Fund Summary of Cash and Investments

Cash	\$ 62,625
Investments	1,653,378
	\$ 1,716,002

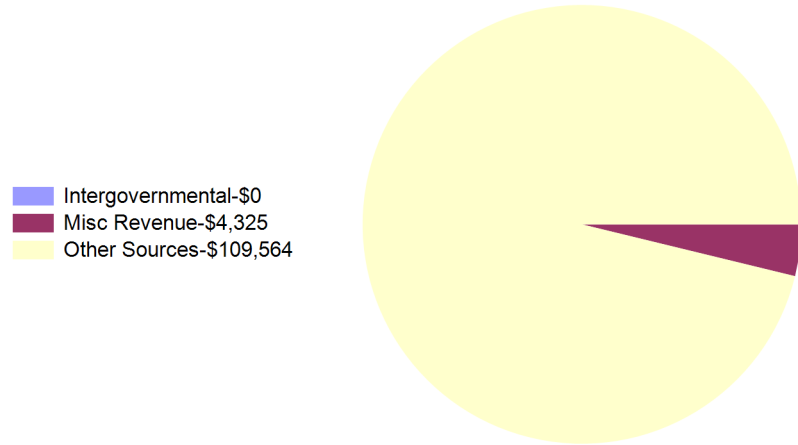
City of Casper, Wyoming River Fund Summary of Revenues and Expenditures

For Fiscal Year 2023 as of May 31, 2023
91.67 % OF THE FISCAL YEAR HAS ELAPSED

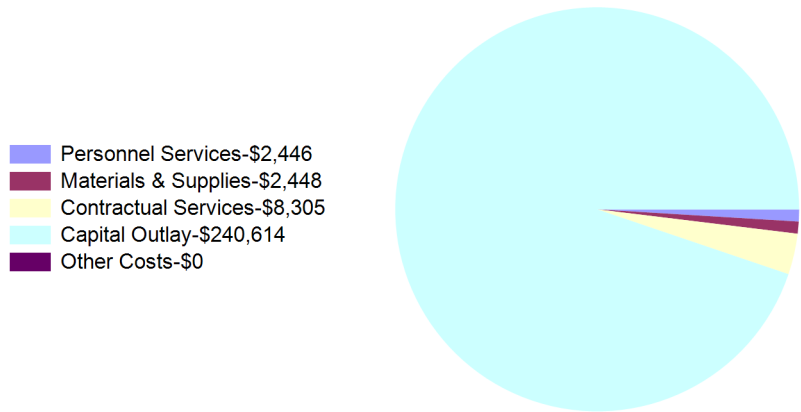
Year To Date Revenues
\$1,336,146



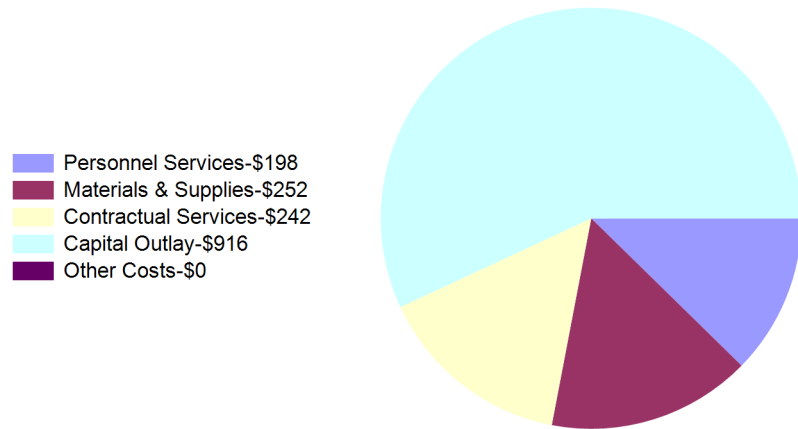
Month To Date Revenues
\$113,888



Year To Date Expenditures
\$253,813



Month To Date Expenditures
\$1,608



City of Casper, Wyoming
CARES Act Funding Statement of Revenues and Expenditures
 For Fiscal Year 2023 as of May 31, 2023
 91.67 % OF THE FISCAL YEAR HAS ELASPED

Revenues:

Total Revenues

	Revised Budget	Current Year To Date	Current Year % of Budget
Expenditures:			
Materials & Supplies	\$ 3,250	\$ 1,323	40.72%
Contractual Services	71,000	71,000	100.00%
Capital Outlay	37,300	37,300	100.00%
Total Expenditures	\$ 111,550	\$ 109,623	98.27%
Net Revenue (Shortfall)	\$ (111,550)	\$ (109,623)	NaN

CARES Act Funding Summary of Cash and Investments

Cash	\$ 3,052
Investments	12,167,707
	\$ 12,170,759

City of Casper, Wyoming
CARES Act Funding Summary of Revenues and Expenditures
For Fiscal Year 2023 as of May 31, 2023
91.67 % OF THE FISCAL YEAR HAS ELAPSED

Year To Date Revenues

No Data Available

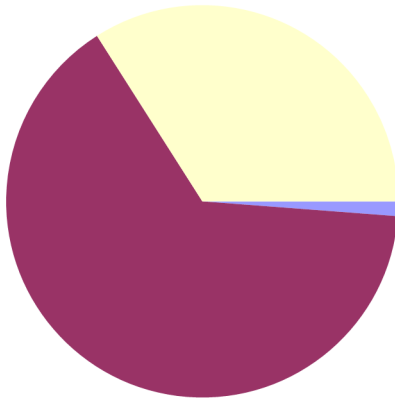
Month To Date Revenues

No Data Available

Year To Date Expenditures
\$109,623

Month To Date Expenditures
\$0

Materials & Supplies-\$1,323
Contractual Services-\$71,000
Capital Outlay-\$37,300



Materials & Supplies-\$0
Contractual Services-\$0
Capital Outlay-\$0



City of Casper, Wyoming
PSCC Fund Statement of Revenues and Expenditures
For Fiscal Year 2023 as of May 31, 2023
91.67 % OF THE FISCAL YEAR HAS ELAPSED

	<u>Revised Budget</u>	<u>Current Year To Date</u>	<u>Current Year % of Budget</u>
Revenues:			
Intergovernmental	\$ 602,030	\$ 524,871	87.18%
Goods and Svcs Rev	178,332	168,610	94.55%
Misc Revenue	750,000	725,205	96.69%
Other Sources	1,428,811	1,198,089	83.85%
Total Revenues	\$ 2,959,173	\$ 2,616,775	88.43%

	<u>Revised Budget</u>	<u>Current Year To Date</u>	<u>Current Year % of Budget</u>
Expenditures:			
Personnel Services	\$ 1,863,100	\$ 1,624,151	87.17%
Materials & Supplies	43,058	27,277	63.35%
Contractual Services	638,191	665,479	104.28%
Capital Outlay	220,475	3,992	1.81%
Other Costs	85,481	82,028	95.96%
Utility Expense	150,000	137,471	91.65%
Total Expenditures	\$ 3,000,305	\$ 2,540,399	84.67%
Net Revenue (Shortfall)	\$ (41,132)	\$ 76,376	3.76%

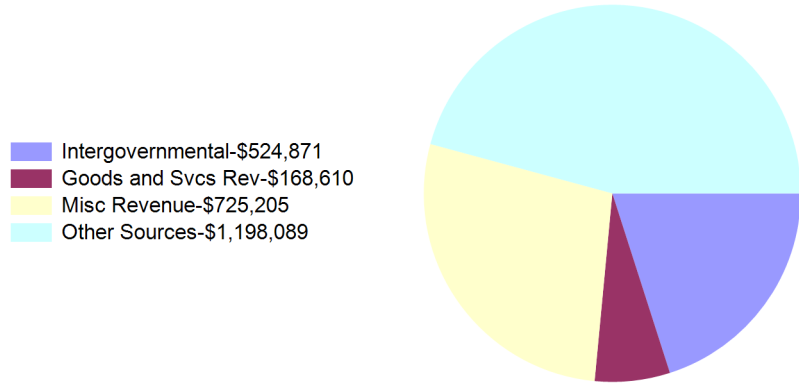
PSCC Fund Summary of Cash and Investments

Cash	\$ 821,025
Investments	-
	<u>\$ 821,025</u>

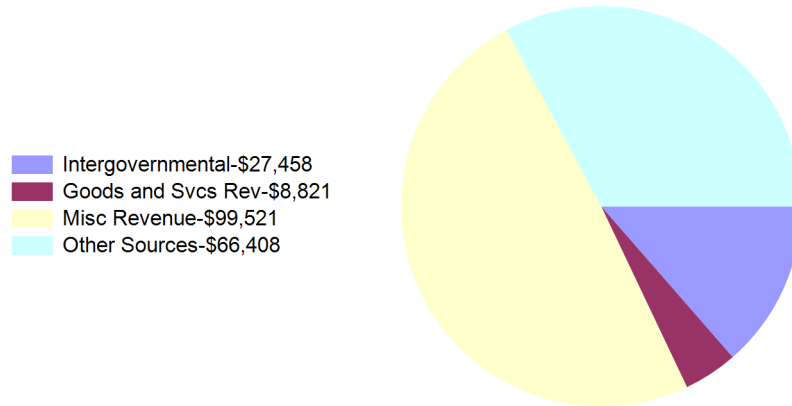
City of Casper, Wyoming PSCC Fund Summary of Revenues and Expenditures

For Fiscal Year 2023 as of May 31, 2023
91.67 % OF THE FISCAL YEAR HAS ELAPSED

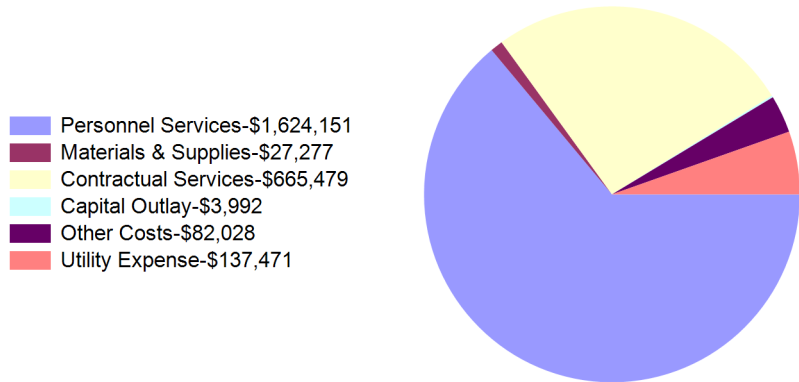
Year To Date Revenues
\$2,616,775



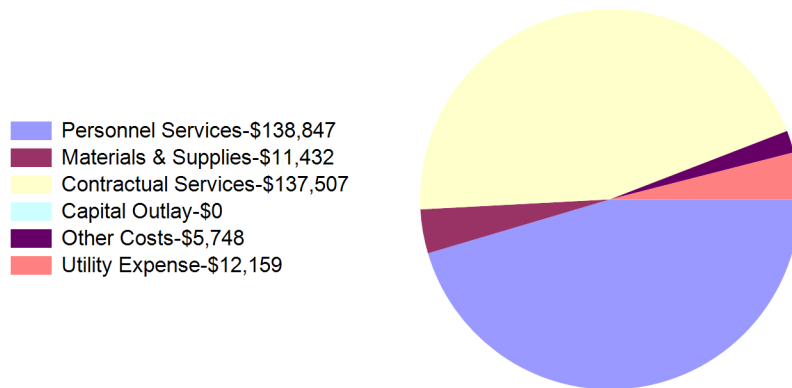
Month To Date Revenues
\$202,208



Year To Date Expenditures
\$2,540,399



Month To Date Expenditures
\$305,693



City of Casper, Wyoming
Health Insurance Fund Statement of Revenues and Expenditures

For Fiscal Year 2023 as of May 31, 2023
 91.67 % OF THE FISCAL YEAR HAS ELAPSED

	<u>Revised Budget</u>	<u>Current Year To Date</u>	<u>Current Year % of Budget</u>
Revenues:			
Misc Revenue	\$ 25,576	\$ 50,615	197.90%
Total Revenues	\$ 25,576	\$ 50,615	197.90%
Expenditures:			
Personnel Services	\$ 33,500	\$ 33,280	99.34%
Materials & Supplies	6,700	2,614	39.02%
Contractual Services	361,824	234,053	64.69%
Other Costs	15,300	7,045	46.04%
Total Expenditures	\$ 417,324	\$ 276,992	66.37%
Net Revenue (Shortfall)	\$ (391,748)	\$ (226,377)	131.53%

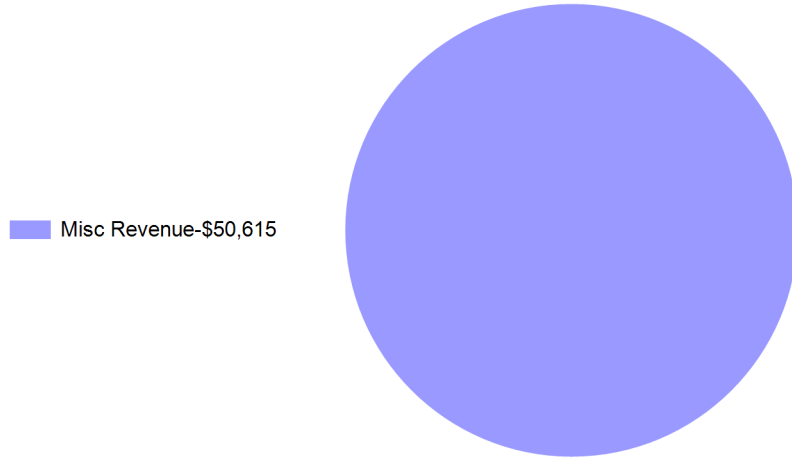
Health Insurance Fund Summary of Cash and Investments

Cash	\$ 10,874
Investments	3,296,448
	<u>\$ 3,307,322</u>

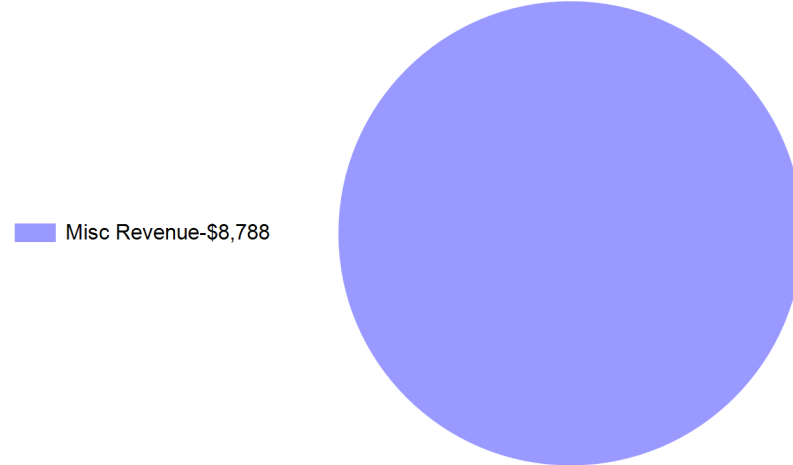
City of Casper, Wyoming Health Insurance Fund Summary of Revenues and Expenditures

For Fiscal Year 2023 as of May 31, 2023
91.67 % OF THE FISCAL YEAR HAS ELAPSED

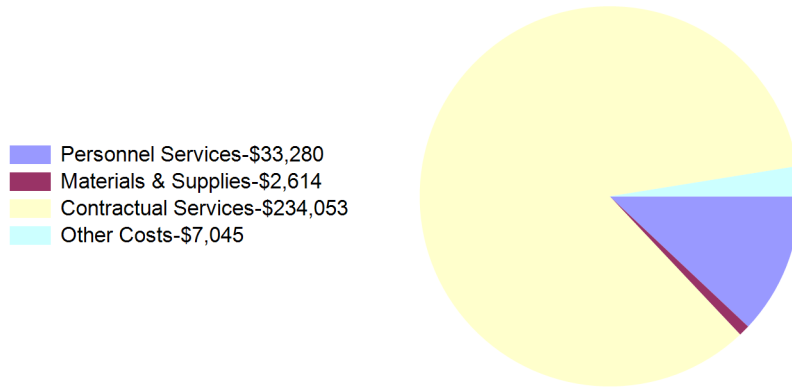
Year To Date Revenues
\$50,615



Month To Date Revenues
\$8,788



Year To Date Expenditures
\$276,992



Month To Date Expenditures
\$46,856

